

INDEPENDENT AUDITOR'S REPORT

TO THE MEMBERS OF
M/S. ADITYA AGRITECH PRIVATE LIMITED

Report on the Standalone Ind AS Financial Statements

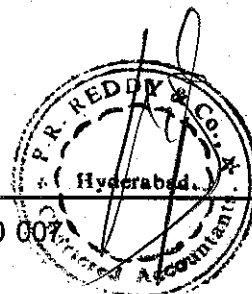
We have audited the accompanying standalone Ind AS financial statements of M/S. ADITYA AGRITECH PRIVATE LIMITED ("the Company"), which comprise the Balance Sheet as at 31st March, 2017, the Statement of Profit and Loss (Including the other comprehensive income), the Cash Flow Statement and the Statement of Changes in Equity for the year then ended, and a summary of the significant accounting policies and other explanatory information. [herein after referred to as "Standalone Ind AS financial statements"]

Management's Responsibility for the Standalone Ind AS Financial Statements

The Company's Board of Directors is responsible for the matters stated in Section 134(5) of the Companies Act, 2013 ("the Act") with respect to the preparation of these standalone Ind AS financial statements that give a true and fair view of the financial position, financial performance, cash flows and changes in equity of the Company in accordance with the accounting principles generally accepted in India, including the Accounting Standards specified under Section 133 of the Act, read with Rule 7 of the Companies (Accounts) Rules, 2014. This responsibility also includes maintenance of adequate accounting records in accordance with the provisions of the Act for safeguarding the assets of the Company and for preventing and detecting the frauds and other irregularities; selection and application of appropriate accounting policies; making judgments and estimates that are reasonable and prudent; and design, implementation and maintenance of adequate internal financial controls, that were operating effectively for ensuring the accuracy and completeness of the accounting records, relevant to the preparation and presentation of the Standalone Ind AS financial statements that give a true and fair view and are free from material misstatement, whether due to fraud or error.

Auditor's Responsibility

Our responsibility is to express an opinion on these standalone Ind AS financial statements based on our audit.



We have taken into account the provisions of the Act, the accounting and auditing standards and matters which are required to be included in the audit report under the provisions of the Act and the Rules made there under.

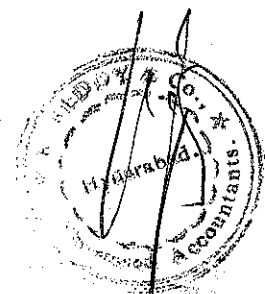
We conducted our audit of the Ind AS financial statements in accordance with the Standards on Auditing specified under Section 143(10) of the Act. Those Standards require that we comply with ethical requirements and plan and perform the audit to obtain reasonable assurance about whether the Standalone Ind AS financial statements are free from material misstatement.

An audit involves performing procedures to obtain audit evidence about the amounts and the disclosures in the Standalone Ind AS financial statements. The procedures selected depend on the auditor's judgment, including the assessment of the risks of material misstatement of the Standalone Ind AS financial statements, whether due to fraud or error. In making those risk assessments, the auditor considers internal financial control relevant to the Company's preparation of the Standalone Ind AS financial statements that give a true and fair view in order to design audit procedures that are appropriate in the circumstances. An audit also includes evaluating the appropriateness of the accounting policies used and the reasonableness of the accounting estimates made by the Company's Directors, as well as evaluating the overall presentation of the Standalone Ind AS financial statements.

We believe that the audit evidence we have obtained is sufficient and appropriate to provide a basis for our audit opinion on the standalone Ind AS financial statements.

Opinion

In our opinion and to the best of our information and according to the explanations given to us, the aforesaid standalone Ind AS financial statements give the information required by the Act in the manner so required and give a true and fair view in conformity with the accounting principles generally accepted in India including the Ind AS, in the case of the Balance Sheet, of the state of affairs of the Company as at 31st March, 2017, in the case of the Statement of Profit and Loss, of the Profit for the year ended on that date, in the case of the Cash Flow Statement, of the cash flows for the year ended on that date, and in the case of Statement of Changes in Equity, of the changes in equity of the year ended on that date.



Report on Other Legal and Regulatory Requirements:

As required by the Companies (Auditor's Report) Order, 2016 ("the Order"), issued by the Central Government of India in terms of sub-section (11) of section 143 of the Companies Act, 2013, we give in the "Annexure - A" a statement on the matters specified in paragraphs 3 and 4 of the Order, to the extent applicable.

As required by Section 143 (3) of the Act, we report that:

- (a) We have sought and obtained all the information and explanations which to the best of our Knowledge and belief were necessary for the purposes of our audit.
- (b) In our opinion, proper books of account as required by law have been kept by the Company so far as it appears from our examination of those books.
- (c) The Balance Sheet, the Statement of Profit and Loss, the Cash Flow Statement and the Statement of Changes in Equity dealt with by this Report are in agreement with the books of account.
- (d) In our opinion, the aforesaid standalone Ind AS financial statements comply with the Indian Accounting Standards specified under section 133 of the Companies Act, 2013, read with Rule 7 of the Companies (Accounts) Rules, 2014.
- (e) On the basis of the written representations received from the directors as on 31st March, 2017, and taken on record by the Board of Directors, none of the directors is disqualified as on 31st March, 2017, from being appointed as a director in terms of Section 164 (2) of the Companies Act, 2013.
- (f) With respect to the adequacy of the internal financial controls over financial reporting of the Company and the operating effectiveness of such controls, refer to our separate Report in "Annexure -B".
- (g) With respect to the other matters to be included in the Auditor's Report in accordance with Rule 11 of the Companies (Audit and Auditors) Rules, 2014, in our opinion and to the best of our knowledge and belief and according to the information and explanations given to us:
 - i. The Company does not have any pending litigations which would impact its financial position.
 - ii. The Company did not have any long-term contracts including derivative contracts for which there were any material foreseeable losses.
 - iii. There were no amounts which were required to be transferred to the Investor




Education and Protection Fund by the Company.

- iv. The company has provided requisite disclosures in the Standalone Ind AS financial statements as to holdings as well as dealings in Specified Bank Notes during the period from 8 November 2016 to 30 December 2016. Based on audit procedures and relying on the management representation, we report that the disclosures are in accordance with books of account maintained by the company and as produced to us by the Management.


Place: Hyderabad,
Date: 23rd May, 2017.

For P R REDDY & CO
Firm Regn No.003268S
CHARTERED ACCOUNTANTS




Annexure - A referred to in the Auditors' Report to the Members of M/S. ADITYA AGRITECH PRIVATE LIMITED for the year ended 31st March, 2017. We report that:

- i.
 - a. The company has maintained proper records, showing full particulars, including quantitative details and situation of fixed assets.
 - b. The fixed assets were physically verified during the year by the management in accordance with regular programme of verification which, in our opinion, provides for physical verification of the fixed assets at reasonable intervals. According to the information and explanations given to us, no material discrepancies were noticed on such verification.
 - c. According to the information and explanations given to us, and on the basis of our examination of records of the company, the title deeds of immovable properties shown in the fixed asset schedule are held in the name of company.
- ii. The inventory has been physically verified during the year by the management. In our opinion, the frequency of verification is reasonable. The discrepancies noticed on physical verification between the physical stocks and the book records are not material and they have been properly dealt with in the books of accounts.
- iii. The Company has not granted any loans, secured or unsecured to companies, firms, limited liability partnerships or other parties covered in the register maintained under section 189 of the Companies Act, 2013, during the year. Accordingly paragraph 3(iii) of the Order is not applicable to the Company.
- iv. According to the information and explanations given to us, The Company has not given any loans, made any investments, given any guarantees and securities to any person to which provisions of the section 185 and 186 of the companies Act 2013 are applicable.
- v. According to the information and explanations given to us, the Company has not accepted any deposit from the public. Therefore, the provisions of Clause (v) of paragraph 3 of the CARO 2016 are not applicable to the Company.
- vi. According to the information and explanations given to us, the maintenance of cost records under sub-section (1) of section 148 of the Companies Act, 2013, has not been prescribed by the Central Government for the Company.



vii.

- a. The Company is regular in depositing with appropriate authorities' undisputed statutory dues, including provident fund, Employees' state insurance, income-tax, sales-tax, service tax, customs duty, duty of excise, Value added tax, cess and other material statutory dues as applicable to it. According to the information and explanations given to us, there are no undisputed amounts payable in respect aforesaid dues, as at 31st March, 2017 for a period of more than six months from the date they became payable.
 - b. According to the information and explanations given to us, there are no dues of income-tax, service tax and customs duty, which have not been deposited on account of any dispute.
- viii. Based on our audit procedures and according to the information and explanations given to us, we are of the opinion that the Company has not defaulted in repayment of dues to financial institutions, banks, Government or dues to debenture holders.
- ix. In our opinion and according to the information and explanations given to us, the Company has utilized the money raised by way of the term loans for the purposes for which they were raised and has not raised money by way of initial public offer/further public offer (Including debt instruments) during the year. Accordingly, the provisions of Clause 3(ix) of the Order are not applicable to the Company.
- x. In our opinion and according to the information and explanations given to us, no fraud by the Company or no material fraud on the Company by its officers or employees has been noticed or reported during the year.
- xi. In our opinion and according to the information and explanations given to us, Managerial remuneration paid or provided with requisite approvals mandated in the provision of section 197 read with schedule V to the Companies Act 2013.
- xii. In our opinion, the company is not a nidhi, therefore provisions of clause 3(xii) of companies (Auditors Report) Order, 2016 as amended are not applicable to the company.
- xiii. In our opinion and according to the information and explanations given to us, all transactions entered by related parties are in compliance with section 177 and 188 of




Companies Act, 2013 where applicable and the details have been disclosed in the Standalone Ind AS financial Statements as required by applicable accounting standards.

- xiv. According to the information and explanations given to us, the company has not made any preferential allotment of shares or private placement of shares or fully or partly convertible debentures during the year under the review. Therefore, the provisions of clause 3(xiv) of the Order are not applicable to the Company.
- xv. According to the information and explanations given to us, during the year the company has not entered in to any non-cash transactions with directors or persons connected with him. Accordingly, paragraph - 3(xv) of the order is not applicable.
- xvi. In our opinion and according to the information and explanations given to us, the company is not required to be registered under section 45-IA of the Reserve Bank of India Act, 1934. Accordingly, the provisions of Clause 3(xvi) of the Order are not applicable to the Company.

Place: Hyderabad,
Date: 23rd May, 2017.

For P R REDDY & CO
Firm Regn No.003268S
CHARTERED ACCOUNTANTS



Annexure-B referred to Independent Auditor's Report to the Members of M/S. ADITYA AGRITECH PRIVATE LIMITED for the year ended 31st March, 2017.

Referred to in the Independent Auditor's Report of even date to the members of Aditya Agritech Private Limited on the standalone Ind AS financial statements for the year ended March 31, 2017.

Report on the Internal Financial Controls under Clause (1) of Sub-section 3 of Section 143 of the Act


1. We have audited the internal financial controls over financial reporting of Aditya Agritech Private Limited ("the company") as of March 31, 2017 in conjunction with our audit of the standalone Ind AS financial statements of the company for the year ended on that date.

Management's Responsibility for Internal Financial Controls

2. The Company's management is responsible for establishing and maintaining internal financial controls based on the internal control over financial reporting criteria established by the Company considering the essential components of internal control stated in the Guidance Note on Audit of Internal Financial Controls over Financial Reporting [the "Guidance Note"] issued by the Institute of Chartered Accounts of India ["ICAI"]. These responsibilities include the design, implementation and maintenance of adequate internal financial controls that were operating effectively for ensuring the orderly and efficient conduct of its business, including adherence to Company's policies, the safeguarding of its assets, the preventing and detection of frauds and errors, the accuracy and completeness of the accounting records, and the timely preparation of reliable financial information, as required under the Companies Act, 2013.

Auditor's Responsibility

3. Our responsibility is to express an opinion on the Company's internal financial controls over financial reporting based on our audit. We conducted our audit in accordance with the Guidance Note on Audit of Internal Financial Controls over Financial Reporting (the "Guidance Note") and the standards on Auditing, issued by ICAI and deemed to be prescribed under section 143(10) of the Companies Act, 2013, to the extent applicable to an audit of internal financial controls, both applicable to an audit of internal financial controls and both issued by the ICAI. Those standards and the Guidance Note require that we comply with ethical requirements and plan and perform the audit to obtain



reasonable assurance about whether adequate internal financial controls over financial reporting was established and maintained and if such controls operated effectively in all material respects.


4. Our audit involves performing procedures to obtain audit evidence about the adequacy of the internal financial controls system over financial reporting and their operating effectiveness. Our audit of internal financial controls over financial reporting included obtaining an understanding of internal financial controls over financial reporting, assessing the risk that a material weakness exists, and testing and evaluating the design and operating effectiveness of internal control based on the assessed risk. The procedures selected depending on the auditor's judgment, including the assessment of the risks of the material misstatement of the Standalone Ind AS financial statements, whether due to fraud or error.
5. We believe that the audit evidence we have obtained is sufficient and appropriate to provide a basis for our audit opinion on the Company's internal financial controls system over financial reporting.

Meaning of Internal Financial Controls over Financial Reporting

6. A Company's internal financial control over financial reporting is a process designed to provide reasonable assurance regarding the reliability of financial reporting and the preparation of financial statements for external purpose in accordance with Generally Accepted Accounting Principles. A Company's internal financial control over financial reporting includes those policies and procedures that (1) pertain to the maintenance of records that, in reasonable detail, accurately and fairly reflect the transactions and dispositions of the assets of the company; (2) provide reasonable assurance that transaction are recorded as necessary to permit preparation of financial statements in accordance with Generally Accepted Accounting Principles, and that receipts and expenditure of the company are being made only in accordance with authorizations of the management and directors of the company; and (3) provide reasonable assurance regarding prevention or timely detection of unauthorized acquisition, use, or disposition of the Company's assets that could have a material effect on the financial statements.

Inherent Limitations of Internal Financial Controls over Financial Reporting

7. Because of the inherent limitations of internal financial controls over financial reporting, including the possibility of collusion or improper management override of controls, material misstatements due to error or fraud may occur and not be detected. Also



projection of any evaluation of the internal financial controls over financial reporting to future periods are subject to the risk that the internal financial control over financial reporting may become inadequate because of changes in conditions, or that the degree of compliance with the policies or procedures may deteriorate.

Opinion

8. In our opinion, the company has, in all material respects, an adequate internal financial controls systems over financial reporting and such internal financial controls over financial reporting were operating effectively as at March 31, 2017, based on the internal control over financial reporting criteria established by the company considering the essential components of internal controls stated in the Guidance Note on Audit of Internal Financial Controls over Financial Reporting issued by the Institute of Chartered Accounts of India.

Place: Hyderabad,
Date: 23rd May, 2017.

For P R REDDY & CO
Firm Regn No.0032685
CHARTERED ACCOUNTANTS



Balance Sheet

Rs in Lakhs

Particulars	Note No.	As at 31.03.2017	As at 31.03.2016	As at 01.04.2015
ASSETS				
(1) Non-current assets				
(a) Property, Plant and Equipment	4	14.01	19.74	27.82
(b) Financial Assets				
(i) Investments	5	-	-	47.00
(c) Deferred tax assets (net)	6	20.55	3.75	-
(d) Other non-current assets	7	0.88	0.88	0.85
Total Non-current assets		35.44	24.37	75.67
(2) Current assets				
(a) Inventories	8	185.51	136.14	108.42
(b) Financial Assets				
(i) Trade receivables	9	686.68	481.46	621.35
(ii) Cash and cash equivalents	10	73.74	30.62	9.00
(c) Current Tax Assets (Net)		-	-	-
(d) Other current assets	11	903.10	886.38	593.92
Total Current assets		1,849.03	1,534.60	1,332.69
Total Assets		1,884.47	1,558.97	1,408.36
EQUITY AND LIABILITIES				
Equity				
(a) Equity Share capital	12	110.00	110.00	110.00
(b) Other Equity	13	190.23	132.02	105.02
Total Equity		300.23	242.02	215.02
LIABILITIES				
(1) Non-current liabilities				
(a) Financial Liabilities				
(i) Borrowings	14	-	-	0.99
(b) Provisions (net)	15	1.01	-	-
(c) Deferred tax liabilities (net)		-	-	-
(d) Other non-current liabilities	16	151.57	129.57	94.37
Total Non-current liabilities		152.58	129.57	95.36
(2) Current liabilities				
(a) Financial Liabilities				
(i) Trade payables	17	27.30	65.96	61.19
(ii) Other financial liabilities	18	-	0.99	2.61
(b) Other current liabilities	19	1,291.94	1,077.65	912.30
(c) Provisions	20	99.40	27.27	105.90
(d) Current Tax Liabilities (Net)	21	13.02	15.52	16.00
Total Current liabilities		1,431.66	1,187.38	1,098.00
Total Equity and Liabilities		1,884.47	1,558.97	1,408.36

See accompanying notes to the financial statements


1-36

As per our report of even date attached


For and on behalf of the Board

for P.R.REDDY & CO.,
Firm Registration No.003268S
CHARTERED ACCOUNTANTS

(P.RAGHUNADHA REDDY)
PARTNER
Membership No.23758



Place: Secunderabad
Date: 23.05.2017



G.V. BHASKAR RAO)
Director

(C. VAMSHEEDHAR)
Director

Profit & Loss Account

Rs in Lakhs

Particulars	Note	Year Ended March 31, 2017		Year Ended March 31, 2016	
I Income					
a) Revenue from Operations	22	3,781.17		2,938.89	
b) Other Income		-		-	
Total Income			3,781.17		2,938.89
II Expenses					
a) Cost of Material Consumed	23	2,984.75		2,425.28	
b) Changes in Inventories of Finished Goods and Work in Progress	24	(44.42)		(27.71)	
c) Employee Benefit Expenses	25	208.78		196.92	
d) Finance Costs	26	1.43		3.37	
e) Depreciation & Amortisation Expenses	27	7.22		10.40	
f) Other Expenses	28	547.87		291.88	
Total Expenses			3,705.63		2,900.13
III Profit before Exceptional Items and Tax (I-II)			75.54		38.76
IV Exceptional Item			-		-
V Profit before Tax (III+IV)			75.54		38.76
VI Less : Tax expense					
Current Tax		33.02		15.52	
Earlier Years Tax		1.12			
Deferred Tax		(16.81)		(3.75)	
			17.33		11.77
VII Profit for the Year (V-VI)			58.21		26.99
VIII Other Comprehensive Income					
A (i) Items that will not be reclassified to Profit or loss					
(ii) Income tax relating to items that will not be reclassified to profit or loss					
B (i) Items that will be reclassified to Profit or loss					
(ii) Income tax relating to items that will be reclassified to profit or loss					
IX Total Comprehensive Income for the period (VII+VIII) Comprising Profit / (loss) and Other Comprehensive Income for the Period			58.21		26.99
X Earnings Per Equity Share (for continuing operations)					
(1) Basic (equity shares, par value Rs.10 each)			5.29		2.45
(2) Diluted (equity shares, par value Rs.10 each)			5.29		2.45
XI Earnings Per Equity Share (for discontinued operations)					
(1) Basic (equity shares, par value Rs. 10 each)			-		-
(2) Diluted (equity shares, par value Rs.10 each)			-		-
XII Earnings Per Equity Share (for discontinued & Continuing operations)					
(1) Basic (equity shares, par value Rs.10 each)			5.29		2.45
(2) Diluted (equity shares, par value Rs.10 each)			5.29		2.45
See accompanying notes to the financial statements	1-36				



As per our report of even date attached

For and on behalf of the Board

for P.R.REDDY & CO.,
Firm Registration No.003268S
CHARTERED ACCOUNTANTS

(P.RAGHUNADHA REDDY)
PARTNER
Membership No.23758

Place: Secunderabad
Date: 23.05.2017



(C. VAMSHEEDHAR)
Director

ADITYA AGRITECH PVT LTD

No.302, 3rd Floor, Minerva Complex, S.D.Road, Secunderabad - 500003

CIN: U01119TG2013PTC087066

Statement of Changes in Equity

Rs in Lakhs

A. Equity Share Capital

Amount

Issued and paid up equity share capital

Balance as at 01 April 2015 110.00
Changes in equity share capital during the year -

Balance as at 31 March 2016 110.00
Changes in equity share capital during the year -

Balance as at 31 March 2017 110.00

B. Other Equity

Particulars	Retained Earnings
Balance as at 31-03-2015	106.16
India AS adjustments for	
Preliminary Expenditure	(1.14)
Balance as at 31-03-2015	105.02

Particulars	Retained Earnings
Balance as at 01-04-2015	105.02
Add: Profit / Loss for the year	26.99
Balance as at 31-03-2016	132.02

Particulars	Retained Earnings
Balance as at 01-04-2016	132.02
Add: Profit / Loss for the year	58.21
Balance as at 31-03-2017	190.23

As per our report of even date attached

For and on behalf of the Board

for P.R.REDDY & CO.,

Firm Registration No.003268S

CHARTERED ACCOUNTANTS



(P.RAGHUNADHA REDDY)

PARTNER

Membership No.23758

Place: Secunderabad

Date: 23.05.2017



(G.V.BHASKAR RAO)
Director

(C. VAMSHEEDHAR)
Director

ADITYA AGRITECH PVT LTD

No.302, 3rd Floor, Minerva Complex, S.D.Road, Secunderabad - 500003

CIN: U01119TG2013PTC087066

Rs in Lakhs

Statement of Cash Flow


Particulars	As at 31-Mar-17 Rs	As at 31-Mar-16 Rs
Cash flows from operating activities		
Profit before taxation	75.54	38.76
Adjustments for:		
Depreciation & Amortisation	7.22	10.40
(Profit)/Loss on sale of Fixed Assets	0.00	0.00
Finance charges	1.43	3.37
Operating profit before working capital changes	84.19	52.53
(Increase) / Decrease in Inventories	(49.37)	(27.71)
(Increase)/Decrease in Trade Receivables and other receivables	(205.22)	139.89
(Increase)/Decrease in Loans & Advances (Other assets)	(33.53)	(296.23)
Increase/(Decrease) in Trade Payables	(38.66)	4.78
Increase/(Decrease) in Provisions	73.14	(78.64)
Increase/(Decrease) in Other liabilities	232.81	198.44
Taxes paid during the year	(17.33)	(11.77)
Net cash provided by operating activities	46.03	(18.71)
Cash flows from investing activities		
Payments for property, plant and equipment	(1.49)	(2.32)
Proceeds from disposal of property, plant and equipment	0.00	0.00
Payments for investment	0.00	0.00
Proceeds from disposal of investments	0.00	47.00
Payments for intangible assets	0.00	0.00
Net Cash used for investing activities	(1.49)	44.68
Cash flows from financing activities		
Proceeds from borrowings	0.00	0.00
Repayments of borrowings	0.00	(0.99)
Finance charges	(1.43)	(3.37)
Net cash provided by financing activities	(1.43)	(4.35)
Net increase in cash & cash equivalents	43.13	21.61
Cash & Cash equivalents at the beginning of the period	30.62	9.00
Cash & Cash equivalents at the end of the period	73.74	30.62

As per our report of even date attached


for P.R.REDDY & CO.,
Firm Registration No.003268S
CHARTERED ACCOUNTANTS

(P.RAGHUNADHA REDDY)
PARTNER
Membership No.23758

Place: Secunderabad
Date: 23.05.2017



For and on behalf of the Board



(C.V. BHASKAR RAO)
Director

(C. VAMSHEEDHAR)
Director

Notes forming part of Financial Statements for the year ended March 31, 2017

1 Corporate Information

Aditya Agritech Private Limited ("the Company") has been incorporated on 4th April, 2013 as private limited company. The company is into research, production, processing and marketing of various high quality hybrid seeds. The financial statements reflect the results of its operations carried on by the company.

2 Summary of significant accounting policies

2.1 Statement of Compliance

The financial statements have been prepared in accordance with the Indian Accounting Standards (Ind AS) specified under Section 133 of the Companies Act, 2013, read with Rule 3 of the Companies (Indian Accounting Standards) Rules, 2015. These are the Company's first financial statements prepared in accordance with Ind AS and Ind AS 101 First time adoption of Indian Accounting Standards has been applied.

Upto the year ended March 31, 2016, the company prepared its financial statements in accordance with the requirements of previous GAAP, which includes Standards notified under the Companies (Accounting Standards) Rules, 2006. These are the company's first Ind AS financial statements. The date of transition to Ind AS is April 1, 2015.

2.2 Basis for preparation of financial statements

The financial statements have been prepared on accrual and going concern basis. The accounting policies are applied consistently to all the periods presented in the financial statements, including the preparation of the opening Ind AS Balance Sheet as at 1st April, 2015 being the date of transition to Ind AS. All assets and liabilities have been classified as current or non current as per the Company's normal operating cycle and other criteria as set out in the Division II of Schedule III of Companies Act 2013. Based on the nature of products and the time between acquisition of assets for processing and their realisation in cash and cash equivalents, the company has ascertained its operating cycle as 12 months for the purpose of current or non-current classification of assets and liabilities.

2.3 Use of Estimates

The preparation of financial statements requires the management of the company to make estimates and assumptions to be made that affect the reported amounts of assets and liabilities on the date of financial statements, disclosure of contingent liabilities as at the date of the financial statements, and the reported amounts of income and expenses during the reported period. Changes in estimates are reflected in the financial statements in the period in which changes are made and, if material, their effects are disclosed in the financial statements.

2.4 Property, Plant & Equipment and Other Intangible assets

Property, plant and equipment is stated at acquisition cost net of accumulated depreciation and accumulated impairment losses, if any. Subsequent costs are included in the asset's carrying amount or recognised as a separate asset, as appropriate, only when it is probable that future economic benefits associated with the item will flow to the Company and the cost of the item can be measured reliably. All other repairs and maintenance are charged to the Statement of Profit and Loss during the period in which they are incurred. Gains or losses arising on retirement or disposal of property, plant and equipment are recognised in the Statement of Profit and Loss. Property, plant and equipment which are not ready for intended use as on the date of Balance Sheet are disclosed as "Capital work-in-progress". Depreciation is provided on a pro-rata basis on the WDV method based on estimated useful life prescribed under Schedule II to the Companies Act, 2013.

Freehold land is not depreciated.

Upon first-time adoption of Ind AS, the Company has elected to measure all its property, plant and equipment at the Previous GAAP carrying amount as its deemed cost on the date of transition to Ind AS i.e., 1st April, 2015.

Separately purchased intangible assets are initially measured at cost. Intangible assets are carried at cost less any accumulated amortisation and accumulated impairment losses, if any.

2.5 Biological Asset



Recognition and measurement

The company recognises the biological asset (agricultural produce) when:

- (a) the company controls the asset as a result of past events;
- (b) it is probable that future economic benefits associated with the asset will flow to the company; and
- (c) the fair value or cost of the asset can be measured reliably.

The biological asset are measured on initial recognition and at the end of each reporting period at its fair value less costs to sell.

A gain or loss arising on initial recognition of biological asset at fair value less costs to sell is included in retained earnings and thereafter in profit or loss for the period in which it arises.



2.6 Leases

Leases in which a substantial portion of the risks and rewards of ownership are retained by the lessor are classified as operating leases. Payments and receipts under such leases are recognised to the Statement of Profit and Loss on a straight-line basis over the term of the lease unless the lease payments to the lessor are structured to increase in line with expected general inflation to compensate for the lessor's expected inflationary cost increases, in which case the same are recognised as an expense in line with the contractual term.

2.7 Borrowing Costs

Borrowing costs directly attributable to the acquisition, construction or production of qualifying assets, which are assets that necessarily take a substantial period of time to get ready for their intended use or sale, are added to the cost of those assets, until such time as the assets are substantially ready for their intended use or sale.

Interest income earned on the temporary investment of specific borrowings pending their expenditure on qualifying assets is deducted from the borrowing costs eligible for capitalisation.

All other borrowing costs are recognised in profit or loss in the period in which they are incurred.

2.8 Government Grants

Government Grants are recognised in profit or loss on a systematic basis over the periods in which the company recognises as expenses the related cost for which the grants are intended to compensate. Specifically, government grants whose primary condition is that the company purchase, construct or otherwise acquire non-current assets are recognised as deferred revenue in the balance sheet and transferred to profit or loss on a systematic and rational basis over the useful lives of the related assets.

Government grants that are receivable as compensation for expenses or losses already incurred or for the purpose of giving immediate financial support to the company with no future related costs are recognised in profit or loss in the period in which they become receivable.

2.9 Impairment of Assets

i) Financial assets

Company assesses at each balance sheet date whether there is objective evidence that a financial asset or a company of financial assets is impaired. A financial asset is considered to be impaired if objective evidence indicates that one or more events have had a negative effect on the estimated future cash flows of that asset.



Impairment loss on financial assets carried at amortised cost is measured at the difference between the asset's carrying amount and the present value of estimated future cash flows, discounted at the financial asset's original effective interest rate. In a subsequent period, if the amount of impairment loss decreases and the decreases can be related objectively to an event, the previously recognised impairment is reversed through profit or loss.

ii) Non-financial assets

Property, Plant & Equipment and Other Intangible assets

Property, Plant and Equipment and Other intangible assets with definite life are evaluated for recoverability whenever there is any indication that their carrying amounts may not be recoverable. If any such indication exists, the recoverable amount (i.e. higher of the fair value less cost to sell and the value-in-use) is determined on an individual asset basis unless the asset does not generate cash flows that are largely independent of those from other assets. In such cases, the recoverable amount is determined for the cash generating unit (CGU) to which the asset belongs.

If the recoverable amount of an asset (or CGU) is estimated to be less than its carrying amount, the carrying amount of the asset (or CGU) is reduced to its recoverable amount. An impairment loss is recognised in the profit or loss



2.10 Revenue recognition

Revenue from sale of goods is recognised when all the significant risks and rewards of ownership in the goods are transferred to the buyer as per the terms of the contract, there is no continuing managerial involvement with the goods and the amount of revenue can be measured reliably. The Company retains no effective control of the goods transferred to a degree usually associated with ownership and no significant uncertainty exists regarding the amount of the consideration that will be derived from the sale of goods. Revenue is measured at fair value of the consideration received or receivable, after deduction of any trade discounts, schemes, volume rebates and any taxes or duties collected on behalf of the government which are levied on sales such as sales tax, value added tax, etc

Income from export incentives such as duty drawback and premium on sale of import licenses, and lease license fee are recognised on accrual basis.

2.11 Dividend and Interest Income

Dividend income from investments is recognised when the shareholders right to receive payment has been established (provided that it is probable that the economic benefits will flow to the company and the amount of income can be measured reliably).

Interest income from a financial asset is recognised when it is probable that the economic benefits will flow to the company and the amount of income can be measured reliably. Interest income is accrued on a time basis, by reference to the principal outstanding and at the effective interest rate applicable, which is the rate that exactly discounts estimated future cash receipts through the expected life of the financial asset to that asset's net carrying amount on initial recognition.

2.12 Foreign currency transactions

The functional currency of the Company is Indian Rupees (INR).

Foreign currency transactions are recorded at exchange rates prevailing on the date of the transaction. Gains and losses arising on settlement are included in the profit or loss.

2.13 Financial Instruments

Financial assets and liabilities are recognised when the company becomes a party to the contractual provisions of the instrument.

Financial assets and liabilities are initially measured at fair value. Transaction costs that are directly attributable to the acquisition or issue of financial assets and financial liabilities (other than financial assets and financial liabilities at fair value through profit or loss) are added to or deducted from the fair value measured on initial recognition of financial asset or financial liability.

Transaction costs directly attributable to the acquisition of financial assets or financial liabilities at fair value through profit or loss are recognised in profit or loss.

i) Non-derivative financial instruments

Cash and cash equivalents

The company considers all highly liquid financial instruments, which are readily convertible into known amounts of cash that are subject to an insignificant risk of change in value and having original maturities of three months or less from the date of purchase, to be cash equivalents. Cash and cash equivalents consist of balances with banks which are unrestricted for withdrawal and usage.

Financial assets at fair value through other comprehensive income

Financial assets are measured at fair value through other comprehensive income if these financial assets are held within a business whose objective is achieved by both collecting contractual cash flows on specified dates that are solely payments of principal and interest on the principal amount outstanding and selling financial assets.

The company, has made an irrevocable election to present in other comprehensive income subsequent changes in fair value of investments not held for trading.



Financial assets at cost

Investment in subsidiaries are measured at cost.

Financial liabilities

Financial liabilities at fair value through profit and loss are stated at fair value, with any gains or losses arising on remeasurement recognised in profit and loss.

For trade and other payables maturing within one year from the Balance Sheet date, the carrying amounts approximate fair value due to the short maturity of these instruments.



2.14 Employee Benefits

a) Gratuity

The company accounts for its gratuity liability, a defined retirement benefit plan covering eligible employees. The gratuity plan provides for a lump sum payment to employees at retirement, death, incapacitation or termination of the employment based on the respective employee's salary and the tenure of the employment. Liabilities with regard to a Gratuity plan are determined based on the actuarial valuation carried out by an independent actuary as at the Balance Sheet date using the Projected Unit Credit method for the Company.

Actuarial gains and losses are recognised in full in other comprehensive income and accumulated in equity in the period in which they occur.

b) Provident fund

The eligible employees of the Company are entitled to receive the benefits of Provident fund, a defined contribution plan, in which both employees and the Company and its subsidiaries make monthly contributions at a specified percentage of the covered employees' salary (currently at 12% of the basic salary) which are charged to the Statement of Profit and Loss on accrual basis. The provident fund contributions are paid to the Regional Provident Fund Commissioner by the Company.

The Company has no further obligations for future provident fund and superannuation fund benefits other than its annual contributions.

c) Compensated absences

The company provides for the encashment of leave subject to certain company's rules. The employees are entitled to accumulate leave subject to certain limits, for future encashment or availment. The liability is provided based on the number of days of unavailed leave at each Balance Sheet date on the basis of an independent actuarial valuation using the Projected Unit Credit method for the Company and its subsidiaries.

The liability which is not expected to occur within twelve months after the end of the period in which the employee renders the related services are recognised based on actuarial valuation as at the Balance Sheet date.

Actuarial gains and losses are recognised in full in the Statement of Profit and Loss in the period in which they occur.

The company also offers a short term benefit in the form of encashment of unavailed accumulated compensated absence above certain limit for all of its employees and same is being provided for in the books at actual cost.

d) Other short term employee benefits

Other short-term employee benefits such as performance incentives expected to be paid in exchange for the services rendered by employees, are recognised during the period when the employee renders the service.

2.15 Share Based Payment Arrangements



Employees of the Company receive remuneration in the form of sharebased payments in consideration of the services rendered.

Under the equity settled share based payment, the fair value on the grant date of the awards given to employees is recognised as 'employee benefit expenses' with a corresponding increase in equity over the vesting period. The fair value of the options at the grant date is calculated by an independent valuer basis Black Scholes model. At the end of each reporting period, apart from the non market vesting condition, the expense is reviewed and adjusted to reflect changes to the level of options expected to vest. When the options are exercised, the Company issues fresh equity shares.

For cash-settled share based payments, the fair value of the amount payable to employees is recognised as 'employee benefit expenses' with a corresponding increase in liabilities, over the period of non market vesting conditions getting fulfilled. The liability is remeasured at each reporting period up to, and including the settlement date, with changes in fair value recognised in employee benefits expenses.

2.16 Inventories

Inventories comprise of Raw and Packing Materials, Work in Progress, Finished Goods(Manufactured and Traded). Inventories are valued at the lower of cost or the net realisable value after providing for obsolescence and other losses, where considered necessary. Cost is determined on FIFO basis. Cost includes all charges in bringing the goods to their present location and condition, including octroi and other levies, transit insurance and receiving charges. The cost of work-in-progress and finished goods comprises of materials, direct labour, other direct costs and related production overheads. Net realizable value is the estimated selling price in the ordinary course of business less the estimated costs of completion and the estimated costs necessary to make the sale.



2.17 Trade Receivables

Trade receivables are stated at net of advances. Ageing of receivable are considered as tool to determine the degree of liquidity. Receivable due for more than two years and balance considered doubtful, referred for recovery through legal proceeding are considered for provision.

2.18 Taxation

Tax expense comprises of current tax and deferred tax. Current tax is measured at the amount expected to be paid to / recovered from the tax authorities, based on estimated tax liability computed after taking credit for allowances and exemption in accordance with the tax laws applicable in India.

Minimum Alternative Tax (MAT) paid in accordance with the tax laws, which gives rise to future economic benefits in the form of adjustment of future income tax liability is considered as an asset if there is convincing evidence that the company will pay normal tax in future periods. Accordingly, it is recognized as an asset in the Balance Sheet when it is probable that the future economic benefit associated with it will flow to the company and the asset can be measured reliably.

Deferred income taxes

Deferred income tax is recognised using the balance sheet approach. Deferred income tax assets and liabilities are recognised for deductible and taxable temporary differences arising between the tax base of assets and liabilities and their carrying amount.

Deferred income tax asset are recognised to the extent that it is probable that taxable profit will be available against which the deductible temporary differences and the carry forward of unused tax credits and unused tax losses can be utilised.

Deferred income tax liabilities are recognised for all taxable temporary differences except in respect of taxable temporary differences associated with investments in subsidiaries where the timing of the reversal of the temporary difference can be controlled and it is probable that the temporary difference will not reverse in the foreseeable future.

The carrying amount of deferred income tax assets is reviewed at each reporting date and reduced to the extent that it is no longer probable that sufficient taxable profit will be available to allow all or part of the deferred income tax asset to be utilised.

Deferred tax assets and liabilities are measured using substantively enacted tax rates expected to apply to taxable income in the years in which the temporary differences are expected to be received or settled.

2.19 Earnings per Share

Basic earnings/ (loss) per share are calculated by dividing the net profit / (loss) for the period attributable to equity shareholders by the weighted average number of equity shares outstanding during the period.

For the purpose of calculating diluted earnings / (loss) per share, the net profit / (loss) for the period attributable to equity shareholders and the weighted average number of shares outstanding during the period are adjusted for the effects of all dilutive potential equity shares.

The dilutive potential equity shares are adjusted for the proceeds receivable, had the shares been issued at fair value. Dilutive potential equity shares are deemed converted as of the beginning of the period, unless issued at a later date.



2.20 Provision, Contingent Liabilities and Contingent Assets

A provision is recognized when the company has a present obligation as a result of past event and it is probable that an outflow of resources will be required to settle the obligation, in respect of which reliable estimate can be made. If the effect of the time value of money is material, provisions are discounted using a current pre-tax rate that reflects, when appropriate, the risks specific to the liability. When discounting is used, the increase in the provision due to the passage of time is recognised as a finance cost.

Contingent Liabilities and Contingent Assets are not recognized in the financial statements.

3 Explanation of Transition to Ind AS

The Transition as at April 1, 2015 to Ind AS was carried out from Previous GAAP. The exemptions and exceptions applied by the company in accordance with Ind AS 101 - First-time Adoption of Indian Accounting Standards, the reconciliations of equity and total comprehensive income in accordance with previous GAAP to Ind AS are explained below.



The company has applied the following exemptions:

Deemed cost for property, plant and equipment and intangible assets

The company has elected to continue with the carrying value of all its property, plant and equipment, investment property, and intangible assets recognised as of 01 April 2015 (the transition date) measured as per the previous GAAP and use that carrying value as its deemed cost as of the transition date.

4 Reconciliation between previous GAAP and Ind AS

(a) Equity Reconciliation


Particulars	Rs. In Lakhs	
	As at March 31, 2016	As at April 1, 2015
Total Equity as per Previous GAAP	132.78	106.16
Other adjustments	(0.76)	(1.14)
Total Equity as per Ind As	132.02	105.02

(b) Total Comprehensive Income Reconciliation



Particulars	Rs. In Lakhs	
	As at March 31, 2016	
Total Equity as per Previous GAAP	26.61	
Preliminary Expenses	0.38	
Total Equity as per Ind As	26.99	

(c) Reconciliation of Statement of Cash Flow

There are no material adjustments to the Statements of Cash Flows as reported under previous GAAP.



Particulars	Land	Buildings	Plant & Equipment	Furniture & Fixtures	Vehicles	Office Equipments	Computers	Total
Gross Carrying Amount								
Balance as at 01-04-2015	-	-	-	-	47.14	0.28	0.71	48.13
Additions	-	-	-	-	-	-	2.32	2.32
Deletions	-	-	-	-	-	-	-	-
Balance as at 31-03-2016	-	-	-	-	47.14	0.28	3.03	50.45
Additions	-	-	-	-	-	-	1.49	1.49
Deletions	-	-	-	-	-	-	-	-
Balance as at 31-03-2017	-	-	-	-	47.14	0.28	4.52	51.94
Accumulated Depreciation/Amortisation								
Balance as at 01-04-2015	-	-	-	-	19.66	0.14	0.51	20.31
Additions	-	-	-	-	8.79	0.07	1.54	10.40
Deletions	-	-	-	-	-	-	-	-
Balance as at 31-03-2016	-	-	-	-	28.45	0.21	2.05	30.71
Additions	-	-	-	-	5.95	0.03	1.24	7.22
Deletions	-	-	-	-	-	-	-	-
Balance as at 31-03-2017	-	-	-	-	34.40	0.24	3.29	37.93
Net Carrying Amount								
Balance as at 01-04-2015	-	-	-	-	27.48	0.14	0.20	27.82
Balance as at 31-03-2016	-	-	-	-	18.69	0.07	0.98	19.74
Balance as at 31-03-2017	-	-	-	-	12.75	0.04	1.23	14.01





Particulars	As at March 31,2017 Rs in Lakhs	As at March 31,2016 Rs in Lakhs	As at April 01,2015 Rs in Lakhs
5 Investments (Non-Current)			
(Other than trade at cost) unquoted			
Chits in Neeladri Chit Fund Pvt Ltd	-	-	47.00
	<u>-</u>	<u>-</u>	<u>47.00</u>
6 Deferred tax assets (net)			
Deferred Tax	20.55	3.75	-
	<u>20.55</u>	<u>3.75</u>	<u>-</u>
7 Other non-current assets			
Security Deposits	0.88	0.88	0.85
	<u>0.88</u>	<u>0.88</u>	<u>0.85</u>
8 Inventories (at lower of cost or net realisable value)			
Finished Goods	180.56	136.14	108.42
Packing Material	4.95	-	-
	<u>185.51</u>	<u>136.14</u>	<u>108.42</u>
9 Trade receivables			
Unsecured, considered good	686.68	481.46	621.35
Considered Doubtful - unsecured	23.65	23.65	16.36
Less: Provision for doubtful debts	(23.65)	(23.65)	(16.36)
	<u>686.68</u>	<u>481.46</u>	<u>621.35</u>
Trade Receivables			
Debts due from Subsidiaries and Associates	-	-	-

Of the Trade Receivables balances, top 3 customers represent a balance of Rs. 116.14 Lakhs as at 31st March 2017 and Rs.101.05 Lakhs as at 31st March 2016, and 2 customers represent more than 5% of the total balance of Trade Receivables as at 31st March 2017 and 2 Customers as at 31st March 2016.

The Average Credit period on sales of goods is 60 days.

The Company maintains a provision for doubtful debts based on ageing of receivable are considered as tool to determine the degree of liquidity. Receivable due for more than two years and balance considered doubtful, referred for recovery through legal proceeding are considered for provision.

Movement in the Provision for doubtful debts	As at 31-03-2017	As at 31-03-2016
Balance at the beginning of the year	23.65	16.36
Movement in Provision for doubtful debts based on agein	(0.00)	7.29
Balance at the end of the year	23.65	23.65



10 Cash and cash equivalents

1. Cash on hand	0.04	0.58	0.33
2. Balances with Banks - Current Accounts	73.69	30.04	8.68
	<u>73.74</u>	<u>30.62</u>	<u>9.00</u>

Details of Specified Bank Notes (SBN) held and transacted during demonetisation period from 08-11-2016 to 30-12-2016

Particulars	SBNs	Other denomination notes	Total
	Rs	Rs	Rs
Closing cash in hand as on 08-11-2016	7.56	0.65	8.21
(+) Permitted Receipts	-	0.25	0.25
(-) Permitted Payments	-	0.22	0.22
(-) Amount deposited in Banks	7.56	-	7.56
Closing Cash in hand as on 30-12-2016	-	0.68	0.68

There are no Repatriation restrictions with regard to cash and cash equivalents as at the end of the reporting period and prior .

Explanation : For the purposes of this clause, the term 'Specified Bank Notes' shall have the same meaning provided in the notification of the Government of India, in the Ministry of Finance, Department of Economic Affairs number S.O. 3407(E), dated the 8th November, 2016.

11 Other current assets**Unsecured and Considered good**

Advance to suppliers	897.65	881.57	585.43
Prepaid Expenses	0.90	0.91	-
Other Advances	0.00	0.12	0.34
Advance to Staff	4.54	3.78	8.16
	<u>903.10</u>	<u>886.38</u>	<u>593.92</u>

12 Equity Share Capital**Authorised**

11,00,000 (11,00,000) Equity shares of Rs.10/- (Rs.10/-) each 110.00 110.00 110.00

Issued,Subscribed & Paid up



11,00,000 (11,00,000) Equity shares of Rs.10/- (Rs.10/-) each -fully paid up 110.00 110.00 110.00

110.00 110.00 110.00

a) Reconciliation of number of Share

Equity Shares

Particulars	As at March 31,2017		As at March 31,2016		As at April 01,2015	
	No of shares	Rs in Lakhs	No of shares	Rs in Lakhs	No of shares	Rs in Lakhs
At the beginning of the year	1100000	110.00	1100000	110.00	1100000	110.00
Add: Issued during the year	-	-	-	-	-	-
Less: Shares Cancelled during the year	-	-	-	-	-	-
At the end of the year	1100000	110.00	1100000	110.00	1100000	110.00



b) Details of Shareholders holding more than 5% shares in the company

Particulars	As at March 31, 2017		As at March 31, 2016		As at April 01, 2015	
	No of shares	Rs in Lakhs	No of shares	Rs in Lakhs	No of shares	Rs in Lakhs
Kaveri Seed Company Limited	770000	77.00	770000	77.00	770000	77.00
T. Venkateswarlu	165000	16.50	165000	16.50	165000	16.50
T. Shailaja	165000	16.50	165000	16.50	165000	16.50
Total	1100000	110.00	1100000	110.00	1100000	110.00

Rights, preferences and restrictions attached to equity shares

The Company has only one class of shares referred to as equity shares having a par value of Rs. 10 per share. Each shareholder is eligible for one vote per share held and carry a right to dividend. The dividend proposed by the Board of Directors is subject to the approval of the shareholders in the ensuing Annual General Meeting, except in case of interim dividend. In the event of liquidation, the equity shareholders are eligible to receive the remaining assets of the Company after distribution of all preferential amounts, in proportion to their shareholding.

13 Other Equity

Retained Earnings

Opening Balance	132.02	105.02	106.16
India AS adjustment	-	-	(1.14)
Add: Profit for the year	58.21	26.99	-
Closing Balance	<u>190.23</u>	<u>132.02</u>	<u>105.02</u>

Retained Earnings: Retained earnings are the profits that the Company has earned till date, less any transfers to general reserve, dividends or other distributions paid to shareholders.

14 Borrowings

Secured

From Banks

Term Loan from HDFC Bank Ltd - Vehicle	-	-	0.99
	<u>-</u>	<u>-</u>	<u>0.99</u>

15 Provisions (Non-Current)

Provision for Employee Benefits	1.01	-	-
	<u>1.01</u>	<u>-</u>	<u>-</u>

Non-Current nature of employee benefits like Gratuity and Leave encashment is shown above.

16 Other non-current liabilities



Security deposits from dealers	151.57	129.57	94.37
	<u>151.57</u>	<u>129.57</u>	<u>94.37</u>

Security Deposit

On appointment of distributor initially an amount is collected as deposit and accounted as security deposit, without bearing any interest, refundable and adjustable against the receivable at settlement shown in separately as liability.

17 Trade payables

Creditors for Expenses	6.20	4.07	2.32
Sundry Creditors	21.10	61.90	58.87
	<u>27.30</u>	<u>65.96</u>	<u>61.19</u>



18 Other financial liabilities

Current Maturities of longterm debt

-	0.99	2.61
-	0.99	2.61

19 Other current liabilities

Advance from customers against Sales

1,245.45

1,034.26

877.32

Payable to Staff

45.77

42.68

34.54

TDS Payable

0.72

0.71

0.44

1,291.941,077.65912.30**20 Provisions**

Provision for employee benefits

9.20

7.67

3.75

Provision for Schemes

90.19

19.60

102.15

99.4027.27105.90**21 Current Tax Liabilities**

Provision for Income Tax (net)

13.0215.5216.0013.0215.5216.00**Adjustments in provision for Income Tax**

Advance Income Tax

20.00

-

-


TDS receivables

0.52

-

-

Particulars	Year ended	
	As at 31st March 2017	As at 31st March 2016
22 Revenue from Operations		
Sale of Seeds	3,781.17	2,938.89
	<u>3,781.17</u>	<u>2,938.89</u>
23 Cost of Materials Consumed		
Opening Stock		
Raw Material		
Add : Purchases/Production Expenses		
Purchase of Seeds and Packing Materials	2,912.91	2,424.76
	2,912.91	2,424.76
Add : Processing expenses	76.78	0.52
	2,989.70	2,425.28
Less : Closing Stock		
Raw Material	4.95	-
	<u>2,984.75</u>	<u>2,425.28</u>



Processing Charges

Freight Inward	1.34	0.52
R&D Expenses	75.44	-
Total	76.78	0.52

R&D Expenses

Cultivation Expenses	5.19	-
Fertilizers & Pesticides	6.10	-
Farm Maintenance	2.20	-
Labour charges	7.22	-
Postage & telephones	0.28	-
Printing & Stationery	0.51	-
Staff Welfare	0.32	-
Travelling expenses	1.71	-
Vehicle Maintenance	2.97	-
Testing Expenses	9.12	-
Professional Expenses	0.82	-
Salaries - Farm	39.00	-
	75.44	-

24 Changes In Inventories of Finished Goods And Work In Progress

Increase/Decrease in Finished goods		
Opening Stock of Finished Goods	136.14	108.42
Opening Stock of Packing Materials	-	-
Increase/Decrease in Finished goods		
Closing Stock of Finished Goods	180.56	136.14
Closing Stock of Packing Materials	-	-
	(44.42)	(27.71)

25 Employee Benefit Expenses


Salaries to Staff	192.86	184.85
Contribution to Provident and other funds	15.87	12.04
Staff Welfare Expenses	0.05	0.03
Employee Stock option Plan	-	-
	208.78	196.92

26 Financial Costs

Interest	1.33	0.32
Loss on Chits	-	2.85
Bank Charges	0.10	0.19
	1.43	3.37

27 Depreciation and Amortisation Expense

Depreciation of property, plant and equipment	7.22	10.40
Depreciation of intangible assets	-	-
Total Depreciation	7.22	10.40



28 Other Expenses

Establishment Expenses

Travelling Expenses	109.57	105.37
Postage & Telephone	6.15	6.23
Audit Fee (Refer Note 29)	1.15	0.91
Vehicle Maintenances	4.41	5.04
Printing & Stationery	1.27	1.36
Insurance	4.92	3.46
Rates & Taxes	0.45	4.92
Office Maintenance	0.50	0.50
General Expenses	1.99	1.50
Conveyance	0.00	-
Professional Charges	0.40	0.59
Computer Maintenance	0.04	0.03
Professional Tax	0.08	0.05
Service Tax	1.86	1.06
Electricity Charges	1.65	1.80
Rent	0.31	0.60

(a) Total

134.72

133.39

Selling & Distribution Exp

Sales promotion expenses	98.69	86.57
Advertisement	69.74	0.36
Freight & Forwarding	46.38	29.33
Farmers Meeting Expenses	17.67	33.09
Staff & Dealers Meeting Expenses	1.52	1.85
Bad debts Written off	179.16	-
Provision for Bad debts	-	7.29

(b) Total

413.15

158.49

Total of (a)&(b)

547.87



291.88

29 Audit Fees

a) For statutory audit	0.86	0.68
b) For taxation matters	0.29	0.23
	1.15	0.91

30 Income Taxes:

Income tax recognised in profit or loss	As at 31-03-2017	As at 31-03-2016
Statutory Income tax rate	34.61%	34.61%
Differences due to:		
Income Exempt from Tax	0.00%	0.00%
Effect of expenses that are not deductible in determining taxable profit (permanent disallowances)	9.11%	5.81%
Tax Income at Different Rates	0.00%	0.00%
Others	0.00%	0.00%
Effective tax rate	43.72%	40.42%



Movement in Deferred Tax Assets /(Liabilities)

Movement during the Year ended April 1st, 2015

Deferred Tax Asset/Liabilities	As at 31st March, 2015	Credit/(charge) in the statement of Profit and Loss	Directly recognised in Equity	As at 1st April, 2015
Provision for employee benefits	-	-	-	-
Provision for bad and doubtful trade receivables	-	-	-	-
Depreciation	-	-	-	-
	-	-	-	-

Movement during the Year ended March 31st, 2016

Deferred Tax Asset/Liabilities	As at 1st April, 2015	Credit/(charge) in the statement of Profit and Loss	Directly recognised in Equity	As at 31st March, 2016
Provision for employee benefits	-	-	-	-
Provision for bad and doubtful trade receivables	-	-	-	-
Depreciation	-	3.75	-	3.75
	-	3.75	-	3.75



Movement during the Year ended March 31st, 2017

Deferred Tax Asset/Liabilities	As at 1st April, 2016	Credit/(charge) in the statement of Profit and Loss	Directly recognised in Equity	As at 31st March, 2017
Provision for employee benefits	-	7.87	-	7.87
Provision for bad and doubtful trade receivables	-	8.04	-	8.04
Depreciation	3.75	0.89	-	4.64
	3.75	16.80	-	20.55

31 Earning Per Equity Share :

Earnings per Share has been computed as under

	As at 31-03-2017	As at 31-03-2016
Profit for the Year	58.21	26.99
No.of Equity Shares outstanding	1,100,000	1,100,000
Earnings Per Share (Face Value of Rs.10/- each)	5.29	2.45



32.1 Following is the list of related parties and their relationships

A. Key Managerial Persons and their relatives



- 1 Mr. G.V. Bhaskar Rao
- 2 Mr. C. Vamsheedhar
- 3 Mr. T. Venkateswarlu

B. Holding Companies

- 1 M/s. Kaveri Seed Company Limited

32.2 Related party transactions for the year ended 31 March 2017 are as follows:



	31-03-2017	31-03-2016
Remuneration paid		
Mr. T. Venkateswarlu	15.78	10.00
	15.78	10.00
Purchase made during the year		
M/s. Kaveri Seed Company Limited	2,796.16	2,326.67
	2,796.16	2,326.67
Sales made during the year		
M/s. Kaveri Seed Company Limited	-	-
	-	-



33 Disclosures as required by the Micro, Small and Medium Enterprises Development Act, 2006 are as under:

Particulars	As at March 31, 2017	As at March 31, 2016	As at April 01, 2015
Principle amount due to suppliers registered under the MSMED Act and Remaining unpaid as at year end	5.53	-	-
Interest due to supplies registered unde the MSMED Act and remaining unpaid as at year end	1.29	-	-
Principal amount paid to suppliers registered under the MSMED Act, beyond the appointed day during the year	34.98	-	-
Interest paid, other than under section 16 of MSMED Act, to suppliers registered under the MSMED Act, beyond the appointed day during the year.	-	-	-
Interest paid, under section 16 of MSMED Act, to suppliers registered under the MSMED Act, beyond the appointed day during the year.	1.29	-	-
Interest due and payable towards suppliers registered under MSMED Act, for payments already made	-	-	-
Further Interest remaining due and payable for earlier years	-	-	-

The above information regarding Micro, Small and Medium Enterprises has been determined to the extent such parties have been identified on the basis of information available with the Company.



The gratuity scheme is a final salary Defined Benefit Plan that provides for a lump sum payment made on exit either by way of retirement, death, disability or voluntary withdrawal. The benefits are defined on the basis of final salary and the period of service and paid as lump sum at exit. The plan design means the risks commonly affecting the liabilities and the financial results are expected to:

- a) **Interest rate risk** : the defined benefit obligation calculated uses a discount rate based on government bonds. If bond yields fall, the defined benefit obligation will tend to increase.
- b) **Salary inflation risk** : Higher than expected increases in salary will increase the defined benefit obligation
- c) **Demographic risk** : For example, as plan is open to new entrants, an increase in membership will increase the defined benefit obligation. Also, the plan only provides benefits upon completion of a vesting criteria. Therefore, if turnover rates increase, then the liability will tend to fall as fewer employees reach vesting period.

The Principal Assumptions used for the purposes of the actuarial valuation as follows

1) **Reconciliation of Benefit Obligation:**

Particulars	31.03.2017
Liability at the beginning of the period / year	-
Acquisition adjustment	-
Interest Cost	0.50
Past Service Cost	-
Current Services Cost	12.43
Benefits paid	-
Actuarial (gain)/ loss	-
Liability at the end of the period / year	12.93

11) **Reconciliation to fair value of plan assets:**

Particulars	31.03.2017
Fair value of plan assets at the beginning of the period/year	-
Acquisition adjustment	-
Expected return on plan assets	-
Contributions	-
Benefits paid	-
Premium Expenses	-
Actuarial (gain)/ loss on obligation	-
Fair value of plan assets at the beginning of the period/year	-
Total actuarial gain / (loss) to be recognized	-

111) **Amount to be recognised in the Balance Sheet**

Particulars	31.03.2017
Liability at the end of the period / year	12.93
Fair value of plan assets at the end of the period / year	-
Amount to be recognised in Balance Sheet	12.93

1V) **Expenses recognised in the Statement of Profit and Loss under the head employee benefits expense**


Particulars	31.03.2017
Current service cost	12.43
Past service cost	-
Interest cost	0.50
Acquisition adjustment	-
Premium Expenses	-
Expected return on plan assets	-
Net actuarial (gain)/loss recognized	-
Expenses recognized in Statement of Profit and Loss	12.93

V) **Remeasurement for the period**

Particulars	31.03.2017
Experience (gain)/Loss on plan liabilities	-
Demographic (gain)/loss on plan liabilities	-
Financial (gain)/loss on plan assets	-
Experience (gain)/loss on plan assets	-
Financial (gain)/loss on plan assets	-

VI) **Amount recognised in statement of other comprehensive income (OCI)**

Particulars	31.03.2017
Opening amount recognised in OCI	-
Remeasurement for the period - Obligation (gain)/loss	-
Remeasurement for the period - plan assets (gain)/loss	-
Total Remeasurement cost / (credit) for the period recognised in OCI	-
Closing amount recognised in OCI	-



Notes forming part of Financial Statements for the year ended March 31, 2017

Rs in Lakhs

35 Commitments

Estimated amount of contracts (net of advances) remaining to be executed on capital account and not provided for:

As at 31-03-2017	As at 31-03-2016
---------------------	---------------------

NIL

NIL

36 Contingent Liabilities

Claims against the Company not acknowledged as debts.

As at 31-03-2017	As at 31-03-2016
---------------------	---------------------

NIL


NIL

As per our report of even date attached


for P.R.REDDY & CO.,
Firm Registration No.003268S
CHARTERED ACCOUNTANTS

(P.RAGHUNADHA REDDY)
PARTNER
Membership No.23756

Place: Secunderabad
Date: 23.05.2017



For and on behalf of the Board



(S. BHASKAR RAO)
Director

(C. VAMSHEEDHAR)
Director