

**INDEPENDENT AUDITOR'S REPORT**

**TO THE MEMBERS OF  
M/S. GENOME AGRITECH PRIVATE LIMITED.**

**Report on the Standalone Ind AS Financial Statements**

We have audited the accompanying standalone Ind AS financial statements of M/S.GENOME AGRITECH PRIVATE LIMITED ("the Company"), which comprise the Balance Sheet as at 31st March, 2018, the Statement of Profit and Loss (Including the other comprehensive income), the Cash Flow Statement and the Statement of Changes in Equity for the year then ended, and a summary of the significant accounting policies and other explanatory information. [herein after referred to as "Standalone Ind AS financial statements"]

**Management's Responsibility for the Standalone Ind AS Financial Statements**

The Company's Board of Directors is responsible for the matters stated in Section 134(5) of the Companies Act, 2013 ("the Act") with respect to the preparation of these standalone Ind AS financial statements that give a true and fair view of the financial position, financial performance, cash flows and changes in equity of the Company in accordance with the accounting principles generally accepted in India, including the Accounting Standards specified under Section 133 of the Act, read with Rule 7 of the Companies (Accounts) Rules, 2014. This responsibility also includes maintenance of adequate accounting records in accordance with the provisions of the Act for safeguarding the assets of the Company and for preventing and detecting the frauds and other irregularities; selection and application of appropriate accounting policies; making judgments and estimates that are reasonable and prudent; and design, implementation and maintenance of adequate internal financial controls, that were operating effectively for ensuring the accuracy and completeness of the accounting records, relevant to the preparation and presentation of the Standalone Ind AS financial statements that give a true and fair view and are free from material misstatement, whether due to fraud or error.

**Auditor's Responsibility**

Our responsibility is to express an opinion on these standalone Ind AS financial statements based on our audit.



We have taken into account the provisions of the Act, the accounting and auditing standards and matters which are required to be included in the audit report under the provisions of the Act and the Rules made there under.

We conducted our audit of the Ind AS financial statements in accordance with the Standards on Auditing specified under Section 143(10) of the Act. Those Standards require that we comply with ethical requirements and plan and perform the audit to obtain reasonable assurance about whether the Standalone Ind AS financial statements are free from material misstatement.

An audit involves performing procedures to obtain audit evidence about the amounts and the disclosures in the Standalone Ind AS financial statements. The procedures selected depend on the auditor's judgment, including the assessment of the risks of material misstatement of the Standalone Ind AS financial statements, whether due to fraud or error. In making those risk assessments, the auditor considers internal financial control relevant to the Company's preparation of the Standalone Ind AS financial statements that give a true and fair view in order to design audit procedures that are appropriate in the circumstances. An audit also includes evaluating the appropriateness of the accounting policies used and the reasonableness of the accounting estimates made by the Company's Directors, as well as evaluating the overall presentation of the Standalone Ind AS financial statements.

We believe that the audit evidence we have obtained is sufficient and appropriate to provide a basis for our audit opinion on the standalone Ind AS financial statements.

### Opinion

In our opinion and to the best of our information and according to the explanations given to us, the aforesaid standalone Ind AS financial statements give the information required by the Act in the manner so required and give a true and fair view in conformity with the accounting principles generally accepted in India including the Ind AS, in the case of the Balance Sheet, of the state of affairs of the Company as at 31<sup>st</sup> March, 2018, in the case of the Statement of Profit and Loss, of the Profit for the year ended on that date, in the case of the Cash Flow Statement, of the cash flows for the year ended on that date, and in the case of Statement of Changes in Equity, of the changes in equity of the year ended on that date.



**Report on Other Legal and Regulatory Requirements:**

As required by the Companies (Auditor's Report) Order, 2016 ("the Order"), issued by the Central Government of India in terms of sub-section (11) of section 143 of the Companies Act, 2013, we give in the "Annexure - A" a statement on the matters specified in paragraphs 3 and 4 of the Order, to the extent applicable.

**As required by Section 143 (3) of the Act, we report that:**

- (a) We have sought and obtained all the information and explanations which to the best of our Knowledge and belief were necessary for the purposes of our audit.
- (b) In our opinion, proper books of account as required by law have been kept by the Company so far as it appears from our examination of those books.
- (c) The Balance Sheet, the Statement of Profit and Loss, the Cash Flow Statement and the Statement of Changes in Equity dealt with by this Report are in agreement with the books of account.
- (d) In our opinion, the aforesaid standalone Ind AS financial statements comply with the Indian Accounting Standards specified under section 133 of the Companies Act, 2013, read with Rule 7 of the Companies (Accounts) Rules, 2014.
- (e) On the basis of the written representations received from the directors as on 31<sup>st</sup> March, 2018, and taken on record by the Board of Directors, none of the directors is disqualified as on 31<sup>st</sup> March, 2018, from being appointed as a director in terms of Section 164 (2) of the Companies Act, 2013.
- (f) With respect to the adequacy of the internal financial controls over financial reporting of the Company and the operating effectiveness of such controls, refer to our separate Report in "Annexure -B".
- (g) With respect to the other matters to be included in the Auditor's Report in accordance with Rule 11 of the Companies (Audit and Auditors) Rules, 2014, in our opinion and to the best of our knowledge and belief and according to the information and explanations given to us:
  - i. The Company does not have any pending litigations which would impact its financial position.



- ii. The Company did not have any long-term contracts including derivative contracts for which there were any material foreseeable losses.
- iii. There were no amounts which were required to be transferred to the Investor Education and Protection Fund by the Company.

Place: Hyderabad,  
Date: 24<sup>th</sup> May, 2018.


For P R REDDY & CO  
Firm Regn No.003268S  
CHARTERED ACCOUNTANTS




(P. RACHUNADHA REDDY)  
Partner  
Membership No. 23758

**Annexure - A referred to in the Auditors' Report to the Members of M/S. GENOME AGRITECH PRIVATE LIMITED for the year ended 31<sup>st</sup> March, 2018. We report that:**

- i.
  - a. The company has maintained proper records, showing full particulars, including quantitative details and situation of fixed assets.
  - b. The fixed assets were physically verified during the year by the management in accordance with regular programme of verification which, in our opinion, provides for physical verification of the fixed assets at reasonable intervals. According to the information and explanations given to us, no material discrepancies were noticed on such verification.
  - c. According to the information and explanations given to us, and on the basis of our examination of records of the company, the title deeds of immovable properties shown in the fixed asset schedule are held in the name of company.
- ii. The inventory has been physically verified during the year by the management. In our opinion, the frequency of verification is reasonable. The discrepancies noticed on physical verification between the physical stocks and the book records are not material and they have been properly dealt with in the books of accounts.
- iii. The Company has not granted any loans, secured or unsecured to companies, firms, limited liability partnerships or other parties covered in the register maintained under section 189 of the Companies Act, 2013, during the year. Accordingly paragraph 3(iii) of the Order is not applicable to the Company.
- iv. According to the information and explanations given to us, The Company has not given any loans, made any investments, given any guarantees and securities to any person to which provisions of the section 185 and 186 of the companies Act 2013 are applicable.
- v. According to the information and explanations given to us, the Company has not accepted any deposit from the public. Therefore, the provisions of Clause (v) of paragraph 3 of the CARO 2016 are not applicable to the Company.



- vi. According to the information and explanations given to us, the maintenance of cost records under sub-section (1) of section 148 of the Companies Act, 2013, has not been prescribed by the Central Government for the Company.
- vii.
- a. The Company is regular in depositing with appropriate authorities' undisputed statutory dues, including provident fund, Employees' state insurance, income-tax, sales-tax, service tax, customs duty, duty of excise, Value added tax, cess and other material statutory dues as applicable to it. According to the information and explanations given to us, there are no undisputed amounts payable in respect aforesaid dues, as at 31st March, 2018 for a period of more than six months from the date they became payable.
- b. According to the information and explanations given to us, there are no dues of income-tax, service tax and customs duty, which have not been deposited on account of any dispute.
- viii. Based on our audit procedures and according to the information and explanations given to us, we are of the opinion that the Company has not defaulted in repayment of dues to financial institutions, banks, Government or dues to debenture holders.
- ix. In our opinion and according to the information and explanations given to us, the Company has utilized the money raised by way of the term loans for the purposes for which they were raised and has not raised money by way of initial public offer/further public offer (Including debt instruments) during the year. Accordingly, the provisions of Clause 3(ix) of the Order are not applicable to the Company.
- x. In our opinion and according to the information and explanations given to us, no fraud by the Company or no material fraud on the Company by its officers or employees has been noticed or reported during the year.
- xi. In our opinion and according to the information and explanations given to us, Managerial remuneration paid or provided with requisite approvals mandated in the provision of section 197 read with schedule V to the Companies Act 2013.
- xii. In our opinion, the company is not a nidhi, therefore provisions of clause 3(xii) of companies (Auditors Report) Order, 2016 as amended are not applicable to the company.



- xiii. In our opinion and according to the information and explanations given to us, all transactions entered by related parties are in compliance with section 177 and 188 of Companies Act, 2013 where applicable and the details have been disclosed in the Standalone Ind AS financial Statements as required by applicable accounting standards.
- xiv. According to the information and explanations given to us, the company has not made any preferential allotment of shares or private placement of shares or fully or partly convertible debentures during the year under the review. Therefore, the provisions of clause 3(xiv) of the Order are not applicable to the Company.
- xv. According to the information and explanations given to us, during the year the company has not entered in to any non-cash transactions with directors or persons connected with him. Accordingly, paragraph - 3(xv) of the order is not applicable.
- xvi. In our opinion and according to the information and explanations given to us, the company is not required to be registered under section 45-IA of the Reserve Bank of India Act, 1934. Accordingly, the provisions of Clause 3(xvi) of the Order are not applicable to the Company.

Place: Hyderabad,  
Date: 24<sup>th</sup> May, 2018.

For P R REDDY & CO  
Firm Regn No.003268S  
CHARTERED ACCOUNTANTS  
  
(P. RACHUNADHA REDDY)  
Partner  
Membership No.023758



**Annexure-B referred to Independent Auditor's Report to the Members of M/S. GENOME AGRITECH PRIVATE LIMITED for the year ended 31<sup>st</sup> March, 2018.**

Referred to in the Independent Auditor's Report of even date to the members of Genome Agritech Private Limited on the standalone Ind AS financial statements for the year ended March 31, 2018.

**Report on the Internal Financial Controls under Clause (1) of Sub-section 3 of Section 143 of the Act**


1. We have audited the internal financial controls over financial reporting of Genome Agritech Private Limited ("the company") as of March 31, 2018 in conjunction with our audit of the standalone Ind AS financial statements of the company for the year ended on that date.

**Management's Responsibility for Internal Financial Controls**

2. The Company's management is responsible for establishing and maintaining internal financial controls based on the internal control over financial reporting criteria established by the Company considering the essential components of internal control stated in the Guidance Note on Audit of Internal Financial Controls over Financial Reporting [the "Guidance Note"] issued by the Institute of Chartered Accounts of India ["ICAI"]. These responsibilities include the design, implementation and maintenance of adequate internal financial controls that were operating effectively for ensuring the orderly and efficient conduct of its business, including adherence to Company's policies, the safeguarding of its assets, the preventing and detection of frauds and errors, the accuracy and completeness of the accounting records, and the timely preparation of reliable financial information, as required under the Companies Act, 2013.

**Auditor's Responsibility**

3. Our responsibility is to express an opinion on the Company's internal financial controls over financial reporting based on our audit. We conducted our audit in accordance with the Guidance Note on Audit of Internal Financial Controls over Financial Reporting (the "Guidance Note") and the standards on Auditing, issued by ICAI and deemed to be prescribed under section 143(10) of the Companies Act, 2013, to the extent applicable to an audit of internal financial controls, both applicable to an audit of internal financial controls and both issued by the ICAI. Those standards and the Guidance Note require





that we comply with ethical requirements and plan and perform the audit to obtain reasonable assurance about whether adequate internal financial controls over financial reporting was established and maintained and if such controls operated effectively in all material respects.

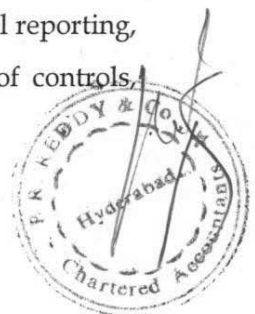
4. Our audit involves performing procedures to obtain audit evidence about the adequacy of the internal financial controls system over financial reporting and their operating effectiveness. Our audit of internal financial controls over financial reporting included obtaining an understanding of internal financial controls over financial reporting, assessing the risk that a material weakness exists, and testing and evaluating the design and operating effectiveness of internal control based on the assessed risk. The procedures selected depending on the auditor's judgment, including the assessment of the risks of the material misstatement of the Standalone Ind AS financial statements, whether due to fraud or error.
5. We believe that the audit evidence we have obtained is sufficient and appropriate to provide a basis for our audit opinion on the Company's internal financial controls system over financial reporting.

#### **Meaning of Internal Financial Controls over Financial Reporting**

6. A Company's internal financial control over financial reporting is a process designed to provide reasonable assurance regarding the reliability of financial reporting and the preparation of financial statements for external purpose in accordance with Generally Accepted Accounting Principles. A Company's internal financial control over financial reporting includes those policies and procedures that (1) pertain to the maintenance of records that, in reasonable detail, accurately and fairly reflect the transactions and dispositions of the assets of the company; (2) provide reasonable assurance that transaction are recorded as necessary to permit preparation of financial statements in accordance with Generally Accepted Accounting Principles, and that receipts and expenditure of the company are being made only in accordance with authorizations of the management and directors of the company; and (3) provide reasonable assurance regarding prevention or timely detection of unauthorized acquisition, use, or disposition of the Company's assets that could have a material effect on the financial statements.

#### **Inherent Limitations of Internal Financial Controls over Financial Reporting**

7. Because of the inherent limitations of internal financial controls over financial reporting, including the possibility of collusion or improper management override of controls,



material misstatements due to error or fraud may occur and not be detected. Also, projection of any evaluation of the internal financial controls over financial reporting to future periods are subject to the risk that the internal financial control over financial reporting may become inadequate because of changes in conditions, or that the degree of compliance with the policies or procedures may deteriorate.

### Opinion

8. In our opinion, the company has, in all material respects, an adequate internal financial controls systems over financial reporting and such internal financial controls over financial reporting were operating effectively as at March 31, 2018, based on the internal control over financial reporting criteria established by the company considering the essential components of internal controls stated in the Guidance Note on Audit of Internal Financial Controls over Financial Reporting issued by the Institute of Chartered Accounts of India.

Place: Hyderabad,  
Date: 24<sup>th</sup> May, 2018.

For P R REDDY & CO  
Firm Regn No.003268S  
CHARTERED ACCOUNTANTS



(P. RAGHUNADHA REDDY)  
Partner  
Membership No.023758

# GENOME AGRITECH PRIVATE LIMITED

No.302, 3rd Floor, Minerva Complex, S.D.Road, Secunderabad - 500003.

CIN U74999TG2004PTC044959

## Balance Sheet as at March 31, 2018

(Rs. in Lakhs)



| Particulars  | Note No. | As at March 31, 2018 | As at March 31, 2017 |
|--|----------|----------------------|----------------------|
| <b>ASSETS</b>                                      |          |                      |                      |
| (1) Non-current assets                             |          |                      |                      |
| (a) Property, Plant and Equipment                  | 3        | 4.22                 | 8.24                 |
| (b) Financial Assets                               |          |                      |                      |
| (i) Investments                                    | 4        | 0.06                 | 0.06                 |
| (c) Deferred tax assets (net)                      | 5        | 22.89                | 15.09                |
| (d) Other non-current assets                       | 6        | 0.04                 | 0.04                 |
| <b>Total Non-current assets</b>                    |          | <b>27.21</b>         | <b>23.43</b>         |
| (2) Current assets                                 |          |                      |                      |
| (a) Inventories                                    | 7        | 16.90                | 92.51                |
| (b) Financial Assets                               |          |                      |                      |
| (i) Trade receivables                              | 8        | 308.22               | 213.00               |
| (ii) Cash and cash equivalents                     | 9        | 29.02                | 55.19                |
| (c) Other current assets                           | 10       | 0.69                 | 3.50                 |
| <b>Total Current assets</b>                        |          | <b>354.83</b>        | <b>364.21</b>        |
| <b>Total Assets</b>                                |          | <b>382.04</b>        | <b>387.63</b>        |
| <b>EQUITY AND LIABILITIES</b>                      |          |                      |                      |
| <b>Equity</b>                                      |          |                      |                      |
| (a) Equity Share capital                           | 11       | 18.00                | 18.00                |
| (b) Other Equity                                   | 12       | (390.01)             | (353.16)             |
| <b>Total Equity</b>                                |          | <b>(372.01)</b>      | <b>(335.16)</b>      |
| <b>LIABILITIES</b>                                 |          |                      |                      |
| (1) Non-current liabilities                        |          |                      |                      |
| (a) Provisions                                     | 13       | 6.50                 | 0.32                 |
| (b) Other non-current liabilities                  | 14       | 1.10                 | 36.40                |
| <b>Total Non-current liabilities</b>               |          | <b>7.60</b>          | <b>36.72</b>         |
| (2) Current liabilities                            |          |                      |                      |
| (a) Financial Liabilities                          |          |                      |                      |
| (i) Trade payables                                 | 15       | 695.62               | 383.92               |
| (b) Other current liabilities                      | 16       | 50.51                | 294.77               |
| (c) Provisions                                     | 17       | 0.32                 | 7.38                 |
| <b>Total Current liabilities</b>                   |          | <b>746.45</b>        | <b>686.07</b>        |
| <b>Total Equity and Liabilities</b>                |          | <b>382.04</b>        | <b>387.63</b>        |
| See accompanying notes to the financial statements | 1-32     |                      |                      |

As per our report of even date attached

for P.R.REDDY & CO.,  
Firm Registration No.0032685  
CHARTERED ACCOUNTANTS

( P.RAGHUNATHA REDDY Sec'bad. )  
PARTNER  
Membership No. 3158

Place: Secunderabad  
Date: 24.05.2018



For and on behalf of the Board

(G.V.BHASKAR RAO)  
Director  
DIN: 00892232

( C. VAMSHEEDHAR )  
Director  
DIN: 01458939

*(Signature of G.V. Bhaskar Rao)*

*(Signature of C. Vamsheedhar)*

# GENOME AGRITECH PRIVATE LIMITED

No.302, 3rd Floor, Minerva Complex, S.D.Road, Secunderabad - 500003.

CIN U74999TG2004PTC044959

## Statement of Profit & Loss

(Rs. in Lakhs)

| Particulars   | Note | Year Ended<br>March 31, 2018 |          | Year Ended<br>March 31, 2017 |          |
|---|------|------------------------------|----------|------------------------------|----------|
| <b>I Income</b>   |      |                              |          |                              |          |
| Revenue from Operations   | 18   | 1,137.56                     |          | 753.42                       |          |
| Total Income  |      |                              | 1,137.56 |                              | 753.42   |
| <b>II Expenses</b>  |      |                              |          |                              |          |
| a) Cost of Material Consumed  | 19   | 829.58                       |          | 673.00                       |          |
| b) Changes in Inventories of Finished Goods and Work in Progress  | 20   | 92.23                        |          | (6.50)                       |          |
| c) Employee Benefit Expenses  | 21   | 76.50                        |          | 76.02                        |          |
| d) Finance Costs  | 22   | 0.05                         |          | 0.03                         |          |
| e) Depreciation & Amortisation Expenses   | 23   | 2.15                         |          | 4.30                         |          |
| f) Other Expenses   | 24   | 184.51                       |          | 168.06                       |          |
| Total Expenses  |      |                              | 1,185.03 |                              | 914.91   |
| <b>III Profit before Exceptional Items and Tax ( I-II)</b>  |      |                              | (47.47)  |                              | (161.49) |
| <b>IV Exceptional Item</b>  |      |                              | -        |                              | -        |
| <b>V Profit before Tax (III-IV)</b>   |      |                              | (47.47)  |                              | (161.49) |
| <b>VI Less : Tax expense</b>  |      |                              |          |                              |          |
| Current Tax   |      | -                            |          |                              |          |
| Deferred Tax  |      | (7.80)                       | (7.80)   | (14.86)                      | (14.86)  |
| <b>VII Profit for the Year (V-VI)</b>   |      |                              | (39.67)  |                              | (146.63) |
| <b>VIII Other Comprehensive Income</b>  |      |                              |          |                              |          |
| (i) Items that will not be reclassified to Profit or loss   |      |                              |          |                              |          |
| Actuarial gain/(loss) on employee benefits  |      | 2.82                         |          | -                            |          |
| (ii) Income tax relating to items that will not be reclassified to profit or loss   |      |                              |          |                              |          |
| Current Tax on Actuarial gain on employee benefits  |      | -                            | 2.82     | -                            | -        |
| <b>IX Total Comprehensive Income for the period (VII+VIII) Comprising Profit / (loss) and Other Comprehensive Income for the Period</b> |      |                              | (36.85)  |                              | (146.63) |
| <b>X Earnings Per Equity Share (for continuing operations)</b>  |      |                              | (22.04)  |                              | (81.46)  |
| (1) Basic (equity shares, par value Rs.10 each)   |      |                              |          |                              |          |
| (2) Diluted (equity shares, par value Rs.10 each)   |      |                              |          |                              |          |
| <b>XI Earnings Per Equity Share (for discontinued operations)</b>   |      |                              | -        |                              | -        |
| (1) Basic (equity shares, par value Rs. 10 each)  |      |                              |          |                              |          |
| (2) Diluted (equity shares, par value Rs.10 each)   |      |                              |          |                              |          |
| <b>XII Earnings Per Equity Share (for discontinued &amp; Continuing operations)</b>   |      |                              | (22.04)  |                              | (81.46)  |
| (1) Basic (equity shares, par value Rs.10 each)   |      |                              |          |                              |          |
| (2) Diluted (equity shares, par value Rs.10 each)   |      |                              |          |                              |          |
| Notes on Financial Statements   | 1-32 |                              |          |                              |          |


As per our report of even date attached

For and on behalf of the Board

for P.R.REDDY & CO.  
Firm Registration No.003268S  
CHARTERED ACCOUNTANTS

( P.RAGHUNADHA REDDY )  
PARTNER  
Membership No.23796

Place: Secunderabad  
Date: 24.05.2018



(G.V.BHASKAR RAO)  
Director  
DIN: 00892232

( C. VAMSHEEDHAR )  
Director  
DIN: 01458939

# GENOME AGRITECH PRIVATE LIMITED

No.302, 3rd Floor, Minerva Complex, S.D.Road, Secunderabad - 500003.  
CIN U74999TG2004PTC044959

## Statement of Changes in Equity

(Rs. in Lakhs)

### A. Equity Share Capital

Amount

Issued and paid up equity share capital

Balance as at 1 April 2016 18.00

Changes in equity share capital during the year -

Balance as at 31 March 2017 18.00

Changes in equity share capital during the year -

Balance as at 31 March 2018 18.00

### B. Other Equity

| Particulars                     | Retained Earnings | Securities Premium Reserve | OCI | Total    |
|---------------------------------|-------------------|----------------------------|-----|----------|
| Balance as at 01-04-2016        | (227.64)          | 21.11                      | -   | (206.53) |
| Add: Profit / Loss for the year | (146.63)          | -                          | -   | (146.63) |
| Balance as at 31-03-2017        | (374.27)          | 21.11                      | -   | (353.16) |

| Particulars                     | Retained Earnings | Securities Premium Reserve | OCI  | Total    |
|---------------------------------|-------------------|----------------------------|------|----------|
| Balance as at 01-04-2017        | (374.27)          | 21.11                      | -    | (353.16) |
| Add: Profit / Loss for the year | (39.67)           | -                          | 2.82 | (36.85)  |
| Balance as at 31-03-2018        | (413.94)          | 21.11                      | 2.82 | (390.01) |

As per our report of even date attached

For and on behalf of the Board

for P.R.REDDY & CO.,

Firm Registration No.003268S

CHARTERED ACCOUNTANTS


( P.RAGHUNADHAR REDDY )

PARTNER

Membership No.237587

Place: Secunderabad

Date: 24.05.2018

  
( G.V.BHASKAR RAO )  
Director  
DIN: 00892232

( C. VAMSHEEDHAR )

Director

DIN: 01458939

# GENOME AGRITECH PRIVATE LIMITED

No.302, 3rd Floor, Minerva Complex, S.D.Road, Secunderabad - 500003.

CIN U74999TG2004PTC044959

(Rs. in Lakhs)

## Statement of Cash Flow

| Particulars  | As at<br>March 31, 2018<br>Rs | As at<br>March 31, 2017<br>Rs |
|--|-------------------------------|-------------------------------|
| <b>Cash flows from operating activities</b>                    |                               |                               |
| Profit before taxation   | (47.47)                       | (161.49)                      |
| Adjustments for:   |                               |                               |
| Depreciation & Amortisation                                    | 2.15                          | 4.30                          |
| (Profit)/Loss on sale of Fixed Assets                          | -                             | -                             |
| Finance charges  | 0.05                          | 0.03                          |
| <b>Operating profit before working capital changes</b>         | <b>(45.27)</b>                | <b>(157.16)</b>               |
| (Increase) / Decrease in Inventories                           | 75.61                         | (6.50)                        |
| (Increase)/Decrease in Trade Receivables and other receivables | (95.22)                       | (77.39)                       |
| (Increase)/Decrease in Loans & Advances (Other assets )        | (4.98)                        | (16.91)                       |
| Increase/(Decrease) in Trade Payables                          | 311.69                        | 332.69                        |
| Increase/(Decrease) in Provisions                              | (0.88)                        | 5.08                          |
| Increase/(Decrease) in Other liabilities                       | (276.74)                      | (48.17)                       |
| Taxes paid during the year                                     | 7.80                          | 14.86                         |
| <b>Net cash provided by operating activities</b>               | <b>(27.99)</b>                | <b>46.49</b>                  |
| <b>Cash flows from investing activities</b>                    |                               |                               |
| Payments for property, plant and equipment                     | -                             | -                             |
| Proceeds from disposal of property, plant and equipment        | 1.87                          | -                             |
| <b>Net Cash used for investing activities</b>                  | <b>1.87</b>                   | <b>0.00</b>                   |
| <b>Cash flows from financing activities</b>                    |                               |                               |
| Proceeds from borrowings                                       | -                             | -                             |
| Repayments of borrowings                                       | -                             | -                             |
| Finance charges  | (0.05)                        | (0.03)                        |
| <b>Net cash provided by financing activities</b>               | <b>(0.05)</b>                 | <b>(0.03)</b>                 |
| Net increase in cash & cash equivalents                        | (26.17)                       | 46.46                         |
| Cash & Cash equivalents at the beginning of the period         | 55.19                         | 8.73                          |
| <b>Cash &amp; Cash equivalents at the end of the period</b>    | <b>29.02</b>                  | <b>55.19</b>                  |

As per our report of even date attached

for P.R.REDDY & CO.,

Firm Registration No.0032685

CHARTERED ACCOUNTANTS

( P.RAGHUNADHAREDDY )

PARTNER

Membership No.23758

Place: Secunderabad

Date: 24.05.2018

For and on behalf of the Board

  
G.V. BHASKAR RAO )  
Director  
DIN: 00892232

( C. VAMSHEEDHAR )

Director

DIN: 01458939

## Notes forming part of Financial Statements for the year ended March 31, 2018

### 1 Corporate Information

Genome Agritech Private Limited ("the Company") has been incorporated on 24th December, 2004 as private limited company. The company is into research, production, processing and marketing of various high quality hybrid seeds.

The financial statements reflect the results of its operations carried on by the company.

### 2 Summary of significant accounting policies

#### 2.1 Statement of Compliance

The financial statements have been prepared in accordance with the Indian Accounting Standards (Ind AS) specified under Section 133 of the Companies Act, 2013, read with Rule 3 of the Companies (Indian Accounting Standards) Rules, 2015.

#### 2.2 Basis for preparation of financial statements

The financial statements have been prepared on accrual and going concern basis. The accounting policies are applied consistently to all the periods presented in the financial statements. All assets and liabilities have been classified as current or non current as per the Company's normal operating cycle and other criteria as set out in the Division II of Schedule III of Companies Act 2013. Based on the nature of products and the time between acquisition of assets for processing and their realisation in cash and cash equivalents, the company has ascertained its operating cycle as 12 months for the purpose of current or non-current classification of assets and liabilities.

#### 2.3 Use of Estimates

The preparation of financial statements requires the management of the company to make estimates and assumptions to be made that affect the reported amounts of assets and liabilities on the date of financial statements, disclosure of contingent liabilities as at the date of the financial statements, and the reported amounts of income and expenses during the reported period. Changes in estimates are reflected in the financial statements in the period in which changes are made and, if material, their effects are disclosed in the financial statements.

#### 2.4 Property, Plant & Equipment and Other Intangible assets


Property, plant and equipment is stated at acquisition cost net of accumulated depreciation and accumulated impairment losses, if any. Subsequent costs are included in the asset's carrying amount or recognised as a separate asset, as appropriate, only when it is probable that future economic benefits associated with the item will flow to the Company and the cost of the item can be measured reliably. All other repairs and maintenance are charged to the Statement of Profit and Loss during the period in which they are incurred. Gains or losses arising on retirement or disposal of property, plant and equipment are recognised in the Statement of Profit and Loss. Property, plant and equipment which are not ready for intended use as on the date of Balance Sheet are disclosed as "Capital work-in-progress". Depreciation is provided on a pro-rata basis on the WDV method based on estimated useful life prescribed under Schedule II to the Companies Act, 2013.

Freehold land is not depreciated.

Separately purchased intangible assets are initially measured at cost. Intangible assets are carried at cost less any accumulated amortisation and accumulated impairment losses, if any.

#### 2.5 Leases

Leases in which a substantial portion of the risks and rewards of ownership are retained by the lessor are classified as operating leases. Payments and receipts under such leases are recognised to the Statement of Profit and Loss on a straight-line basis over the term of the lease unless the lease payments to the lessor are structured to increase in line with expected general inflation to compensate for the lessor's expected inflationary cost increases, in which case the same are recognised as an expense in line with the contractual term.





## 2.6 Borrowing Costs

Borrowing costs directly attributable to the acquisition, construction or production of qualifying assets, which are assets that necessarily take a substantial period of time to get ready for their intended use or sale, are added to the cost of those assets, until such time as the assets are substantially ready for their intended use or sale.

Interest income earned on the temporary investment of specific borrowings pending their expenditure on qualifying assets is deducted from the borrowing costs eligible for capitalisation.

All other borrowing costs are recognised in profit or loss in the period in which they are incurred.

## 2.7 Government Grants

Government Grants are recognised in profit or loss on a systematic basis over the periods in which the company recognises as expenses the related cost for which the grants are intended to compensate. Specifically, government grants whose primary condition is that the company purchase, construct or otherwise acquire non-current assets are recognised as deferred revenue in the balance sheet and transferred to profit or loss on a systematic and rational basis over the useful lives of the related assets.

Government grants that are receivable as compensation for expenses or losses already incurred or for the purpose of giving immediate financial support to the company with no future related costs are recognised in profit or loss in the period in which they become receivable.

## 2.8 Impairment of Assets

### i) Financial assets

Company assesses at each balance sheet date whether there is objective evidence that a financial asset or a company of financial assets is impaired. A financial asset is considered to be impaired if objective evidence indicates that one or more events have had a negative effect on the estimated future cash flows of that asset.

Impairment loss on financial assets carried at amortised cost is measured at the difference between the asset's carrying amount and the present value of estimated future cash flows, discounted at the financial asset's original effective interest rate. In a subsequent period, if the amount of impairment loss decreases and the decreases can be related objectively to an event, the previously recognised impairment is reversed through profit or loss.

### ii) Non-financial assets

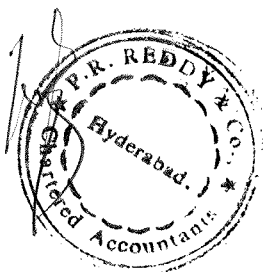
#### Property, Plant & Equipment and Other Intangible assets

Property, Plant and Equipment and Other intangible assets with definite life are evaluated for recoverability whenever there is any indication that their carrying amounts may not be recoverable. If any such indication exists, the recoverable amount (i.e. higher of the fair value less cost to sell and the value-in-use) is determined on an individual asset basis unless the asset does not generate cash flows that are largely independent of those from other assets. In such cases, the recoverable amount is determined for the cash generating unit (CGU) to which the asset belongs.

If the recoverable amount of an asset (or CGU) is estimated to be less than its carrying amount, the carrying amount of the asset (or CGU) is reduced to its recoverable amount. An impairment loss is recognised in the profit or loss

## 2.9 Revenue recognition

Revenue from sale of goods is recognised when all the significant risks and rewards of ownership in the goods are transferred to the buyer as per the terms of the contract, there is no continuing managerial involvement with the goods and the amount of revenue can be measured reliably. The Company retains no effective control of the goods transferred to a degree usually associated with ownership and no significant uncertainty exists regarding the amount of the consideration that will be derived from the sale of goods. Revenue is measured at fair value of the consideration received or receivable, after deduction of any trade discounts, schemes, volume rebates and any taxes or duties collected on behalf of the government which are levied on sales such as sales tax, value added tax, etc



Income from export incentives such as duty drawback and premium on sale of import licenses, and lease license fee are recognised on accrual basis.

## 2.10 Dividend and Interest Income

Dividend income from investments is recognised when the shareholders right to receive payment has been established (provided that it is probable that the economic benefits will flow to the company and the amount of income can be measured reliably).

Interest income from a financial asset is recognised when it is probable that the economic benefits will flow to the company and the amount of income can be measured reliably. Interest income is accrued on a time basis, by reference to the principal outstanding and at the effective interest rate applicable, which is the rate that exactly discounts estimated future cash receipts through the expected life of the financial asset to that asset's net carrying amount on initial recognition.

## 2.11 Foreign currency transactions

The functional currency of the Company is Indian Rupees (INR).

Foreign currency transactions are recorded at exchange rates prevailing on the date of the transaction. Gains and losses arising on settlement are included in the profit or loss.

## 2.12 Financial Instruments

Financial assets and liabilities are recognised when the company becomes a party to the contractual provisions of the instrument.

Financial assets and liabilities are initially measured at fair value. Transaction costs that are directly attributable to the acquisition or issue of financial assets and financial liabilities (other than financial assets and financial liabilities at fair value through profit or loss) are added to or deducted from the fair value measured on initial recognition of financial asset or financial liability.

Transaction costs directly attributable to the acquisition of financial assets or financial liabilities at fair value through profit or loss are recognised in profit or loss.

### i) Non-derivative financial instruments

#### Cash and cash equivalents

The company considers all highly liquid financial instruments, which are readily convertible into known amounts of cash that are subject to an insignificant risk of change in value and having original maturities of three months or less from the date of purchase, to be cash equivalents. Cash and cash equivalents consist of balances with banks which are unrestricted for withdrawal and usage.

#### Financial assets at fair value through other comprehensive income

Financial assets are measured at fair value through other comprehensive income if these financial assets are held within a business whose objective is achieved by both collecting contractual cash flows on specified dates that are solely payments of principal and interest on the principal amount outstanding and selling financial assets.


The company, has made an irrevocable election to present in other comprehensive income subsequent changes in fair value of investments not held for trading.

#### Financial assets at fair value through profit or loss

Financial assets are measured at fair value through profit or loss unless they are measured at cost or at fair value through other comprehensive income. The transaction costs directly attributable to the acquisition of financial assets and liabilities at fair value through profit or loss are immediately recognised in statement of profit or loss.

#### Financial assets at cost

Investment in subsidiaries are measured at cost.



### Financial liabilities

Financial liabilities at fair value through profit and loss are stated at fair value, with any gains or losses arising on remeasurement recognised in profit and loss.

For trade and other payables maturing within one year from the Balance Sheet date, the carrying amounts approximate fair value due to the short maturity of these instruments.

## 2.13 Employee Benefits

### a) Gratuity

The company accounts for its gratuity liability, a defined retirement benefit plan covering eligible employees. The gratuity plan provides for a lump sum payment to employees at retirement, death, incapacitation or termination of the employment based on the respective employee's salary and the tenure of the employment. Liabilities with regard to a Gratuity plan are determined based on the actuarial valuation carried out by an independent actuary as at the Balance Sheet date using the Projected Unit Credit method for the Company.

Actuarial gains and losses are recognised in full in other comprehensive income and accumulated in equity in the period in which they occur.

### b) Provident fund

The eligible employees of the Company are entitled to receive the benefits of Provident fund, a defined contribution plan, in which both employees and the Company make monthly contributions at a specified percentage of the covered employees' salary (currently at 12% of the basic salary) which are charged to the Statement of Profit and Loss on accrual basis. The provident fund contributions are paid to the Regional Provident Fund Commissioner by the Company.

The Company has no further obligations for future provident fund and superannuation fund benefits other than its annual contributions.

### c) Compensated absences

The company provides for the encashment of leave subject to certain company's rules. The employees are entitled to accumulate leave subject to certain limits, for future encashment or availment. The liability is provided based on the number of days of unavailed leave at each Balance Sheet date on the basis of an independent actuarial valuation using the Projected Unit Credit method for the Company and its subsidiaries.

The liability which is not expected to occur within twelve months after the end of the period in which the employee renders the related services are recognised based on actuarial valuation as at the Balance Sheet date.

Actuarial gains and losses are recognised in full in the Statement of Profit and Loss in the period in which they occur.

The company also offers a short term benefit in the form of encashment of unavailed accumulated compensated absence above certain limit for all of its employees and same is being provided for in the books at actual cost.

### d) Other short term employee benefits

Other short-term employee benefits such as performance incentives expected to be paid in exchange for the services rendered by employees, are recognised during the period when the employee renders the service.

## 2.14 Share Based Payment Arrangements

Employees of the Company receive remuneration in the form of sharebased payments in consideration of the services rendered.

Under the equity settled share based payment, the fair value on the grant date of the awards given to employees is recognised as 'employee benefit expenses' with a corresponding increase in equity over the vesting period. The fair value of the options at the grant date is calculated by an independent valuer basis Black Scholes model. At the end of each reporting period, apart from the non market vesting condition, the expense is reviewed and adjusted to reflect changes to the level of options expected to vest. When the options are exercised, the Company issues fresh equity shares.



For cash-settled share based payments, the fair value of the amount payable to employees is recognised as 'employee benefit expenses' with a corresponding increase in liabilities, over the period of non market vesting conditions getting fulfilled. The liability is remeasured at each reporting period up to, and including the settlement date, with changes in fair value recognised in employee benefits expenses.

## 2.15 Inventories

Inventories comprise of Raw and Packing Materials, Work in Progress, Finished Goods(Manufactured and Traded). Inventories are valued at the lower of cost or the net realisable value after providing for obsolescence and other losses, where considered necessary. Cost is determined on FIFO basis. Cost includes all charges in bringing the goods to their present location and condition, including octroi and other levies, transit insurance and receiving charges. The cost of work-in-progress and finished goods comprises of materials, direct labour, other direct costs and related production overheads. Net realizable value is the estimated selling price in the ordinary course of business less the estimated costs of completion and the estimated costs necessary to make the sale.

## 2.16 Trade Receivables

Trade receivables are stated at net of advances. Ageing of receivable are considered as tool to determine the degree of liquidity. Receivable due for more than two years and balance considered doubtful, referred for recovery through legal proceeding are considered for provision.

## 2.17 Taxation

Tax expense comprises of current tax and deferred tax. Current tax is measured at the amount expected to be paid to / recovered from the tax authorities, based on estimated tax liability computed after taking credit for allowances and exemption in accordance with the tax laws applicable in India.

Minimum Alternative Tax (MAT) paid in accordance with the tax laws, which gives rise to future economic benefits in the form of adjustment of future income tax liability is considered as an asset if there is convincing evidence that the company will pay normal tax in future periods. Accordingly, it is recognized as an asset in the Balance Sheet when it is probable that the future economic benefit associated with it will flow to the company and the asset can be measured reliably.

### Deferred income taxes


Deferred income tax is recognised using the balance sheet approach. Deferred income tax assets and liabilities are recognised for deductible and taxable temporary differences arising between the tax base of assets and liabilities and their carrying amount.

Deferred income tax asset are recognised to the extent that it is probable that taxable profit will be available against which the deductible temporary differences and the carry forward of unused tax credits and unused tax losses can be utilised.

Deferred income tax liabilities are recognised for all taxable temporary differences except in respect of taxable temporary differences associated with investments in subsidiaries where the timing of the reversal of the temporary difference can be controlled and it is probable that the temporary difference will not reverse in the foreseeable future.

The carrying amount of deferred income tax assets is reviewed at each reporting date and reduced to the extent that it is no longer probable that sufficient taxable profit will be available to allow all or part of the deferred income tax asset to be utilised.

Deferred tax assets and liabilities are measured using substantively enacted tax rates expected to apply to taxable income in the years in which the temporary differences are expected to be received or settled.



## 2.18 Earnings per Share

Basic earnings/ (loss) per share are calculated by dividing the net profit / (loss) for the period attributable to equity shareholders by the weighted average number of equity shares outstanding during the period.


For the purpose of calculating diluted earnings / (loss) per share, the net profit / (loss) for the period attributable to equity shareholders and the weighted average number of shares outstanding during the period are adjusted for the effects of all dilutive potential equity shares.

The dilutive potential equity shares are adjusted for the proceeds receivable, had the shares been issued at fair value. Dilutive potential equity shares are deemed converted as of the beginning of the period, unless issued at a later date.

## 2.19 Provision, Contingent Liabilities and Contingent Assets

A provision is recognized when the company has a present obligation as a result of past event and it is probable that an outflow of resources will be required to settle the obligation, in respect of which reliable estimate can be made. If the effect of the time value of money is material, provisions are discounted using a current pre-tax rate that reflects, when appropriate, the risks specific to the liability. When discounting is used, the increase in the provision due to the passage of time is recognised as a finance cost.


Contingent Liabilities and Contingent Assets are not recognized in the financial statements.



## 3 Property, Plant and Equipment

(Rs. in Lakhs)

| Particulars                                  | Land     | Buildings | Plant & Equipment | Furniture & Fixtures | Vehicles     | Office Equipments | Computers   | Total        |
|--|----------|-----------|-------------------|----------------------|--------------|-------------------|-------------|--------------|
| <b>Gross Carrying Amount</b>                 |          |           |                   |                      |              |                   |             |              |
| Balance as at 01-04-2017                     | -        | -         | 0.38              | -                    | 16.91        | 0.24              | 1.11        | 18.64        |
| Additions                                    | -        | -         | -                 | -                    | -            | -                 | -           | -            |
| Deletions                                    | -        | -         | -                 | -                    | 5.82         | -                 | -           | 5.82         |
| <b>Balance as at 31-03-2018</b>              | <b>-</b> | <b>-</b>  | <b>0.38</b>       | <b>-</b>             | <b>11.09</b> | <b>0.24</b>       | <b>1.11</b> | <b>12.82</b> |
| <b>Accumulated Depreciation/Amortisation</b> |          |           |                   |                      |              |                   |             |              |
| Balance as at 01-04-2017                     | -        | -         | 0.19              | -                    | 9.16         | 0.19              | 0.86        | 10.40        |
| Additions                                    | -        | -         | 0.04              | -                    | 1.92         | 0.02              | 0.17        | 2.15         |
| Deletions                                    | -        | -         | -                 | -                    | 3.95         | -                 | -           | 3.95         |
| <b>Balance as at 31-03-2018</b>              | <b>-</b> | <b>-</b>  | <b>0.24</b>       | <b>-</b>             | <b>7.13</b>  | <b>0.21</b>       | <b>1.03</b> | <b>8.60</b>  |
| <b>Net Carrying Amount</b>                   |          |           |                   |                      |              |                   |             |              |
| <b>Balance as at 31-03-2018</b>              | <b>-</b> | <b>-</b>  | <b>0.14</b>       | <b>-</b>             | <b>3.96</b>  | <b>0.03</b>       | <b>0.09</b> | <b>4.22</b>  |
| Balance as at 31-03-2017                     | -        | -         | 0.18              | -                    | 7.75         | 0.05              | 0.25        | 8.24         |





| Particulars   | As at<br>March 31,2018<br>(Rs in Lakhs) | As at<br>March 31,2017<br>(Rs in Lakhs) |
|---|---|---|
| <b>4 Investments</b>  |   |   |
| Investment in Government Securities<br>(Investments Carried at Cost)                                      |   |   |
| National Savings Certificate  | 0.06                                    | 0.06                                    |
|   | <u>0.06</u>                             | <u>0.06</u>                             |
| <b>5 Deferred tax assets (net)</b>  |   |   |
| Deferred Tax Liability on account of differences in depreciation<br>as per tax books and financial books. | 2.06                                    | 2.22                                    |
| Deferred tax asset arising on account of timing differences relating to:                                  |   |   |
| Provision for Bad and doubtful trade receivables  | 18.95                                   | 10.49                                   |
| Employee Benefits   | 1.88                                    | 2.38                                    |
|   | <u>22.89</u>                            | <u>15.09</u>                            |
| <b>6 Other non-current assets</b>   |   |   |
| Security Deposits   | 0.04                                    | 0.04                                    |
|   | <u>0.04</u>                             | <u>0.04</u>                             |
| <b>7 Inventories</b>  |   |   |
| Finished Goods  | 0.28                                    | 92.51                                   |
| Packing Materials   | 16.62                                   |   |
|   | <u>16.90</u>                            | <u>92.51</u>                            |
| <b>8 Trade receivables</b>  |   |   |
| Unsecured   |   |   |
| Considered good   | 308.22                                  | 213.00                                  |
| Considered Doubtful   | 68.79                                   | 30.85                                   |
| Less: Provision for doubtful debts  | (68.79)                                 | (30.85)                                 |
|   | <u>308.22</u>                           | <u>213.00</u>                           |
| Trade Receivables   |   |   |
| Debts due from Subsidiaries and Associates  | -                                       | -                                       |

Of the Trade Receivables balances, top 3 customers represent a balance of Rs. 72.94 Lakhs as at 31st March 2018 and top 2 Customers balance of Rs. 35.23 Lakhs as at 31st March 2017, and 3 customers represent more than 5% of the total balance of Trade Receivables as at 31st March 2018 and 2 Customers as at 31st March 2017.

The Average Credit period on sales of goods is 60 days.

The Company maintains a provision for doubtful debts based on ageing of receivable are considered as tool to determine the degree of liquidity. Receivable due for more than two years and balance considered doubtful, referred for recovery through legal proceeding are considered for provision.





| Particulars   | As at<br>March 31,2018<br>(Rs in Lakhs) | As at<br>March 31,2017<br>(Rs in Lakhs) |
|---|---|---|
| <b>Movement in the Provision for doubtful debts</b>                         |   |   |
| Balance at the beginning of the year  | 30.85                                   | 0.00                                    |
| Movement in Provision for doubtful debts based on ageing                    | 37.94                                   | 30.85                                   |
| <b>Balance at the end of the year</b>                                       | <b>68.79</b>                            | <b>30.85</b>                            |
| <b>9 Cash and cash equivalents</b>  |   |   |
| 1. Cash on hand   | 0.35                                    | 0.50                                    |
| 2. Balances with Banks - Current Accounts                                   | 28.67                                   | 54.70                                   |
|   | <b>29.02</b>                            | <b>55.19</b>                            |
| <b>10 Other current assets</b>  |   |   |
| Prepaid Expenses  | 0.39                                    | 0.23                                    |
| Other Advances  | 0.27                                    | 0.40                                    |
| Advance to Staff  | 0.02                                    | 2.87                                    |
|   | <b>0.69</b>                             | <b>3.50</b>                             |
| <b>11 Equity Share Capital</b>  |   |   |
| <b>Authorised</b>   |   |   |
| 1,80,000 (1,80,000) Equity shares of Rs.10/- (Rs. 10/-) each                | 18.00                                   | 18.00                                   |
| <b>Issued,Subscribed &amp; Paid up</b>                                      | -                                       | -                                       |
| 1,80,000 (1,80,000) Equity shares of Rs.10/- (Rs. 10/-) each -fully paid up | 18.00                                   | 18.00                                   |
|   | <b>18.00</b>                            | <b>18.00</b>                            |

**a) Reconciliation of number of Share  
Equity Shares**

| Particulars                            | As at March 31,2018 |             | As at March 31,2017 |             |
|--|---------------------|-------------|---------------------|-------------|
|  | No of shares        | Rs in Lakhs | No of shares        | Rs in Lakhs |
| At the beginning of the year           | 180000              | 18.00       | 180000              | 18.00       |
| Add: Issued during the year            | -                   | -           | -                   | -           |
| Less: Shares Cancelled during the year | -                   | -           | -                   | -           |
| At the end of the year                 | 180000              | 18.00       | 180000              | 18.00       |


**b) Details of Shareholders holding more than 5% shares in the company**

| Particulars                 | As at March 31,2018 |             | As at March 31,2017 |             |
|-----------------------------|---------------------|-------------|---------------------|-------------|
|                             | No of shares        | % of Shares | No of shares        | % of Shares |
| Kaveri Seed Company Limited | 91800               | 51.00%      | 91800               | 51.00%      |
| Narasingu Venkateswara Rao  | 36600               | 20.33%      | 36600               | 20.33%      |
| Narasingu Papa Rao          | 36600               | 20.33%      | 36600               | 20.33%      |
| Total                       | 165000              | 91.67%      | 165000              | 91.67%      |

**12 Other Equity**

**a) Retained Earnings**

|                                 |          |          |          |
|---------------------------------|----------|----------|----------|
| Opening Balance                 | (374.27) | (227.64) |          |
| Add: Profit / Loss for the year | (39.67)  | (146.63) | (374.27) |



| Particulars  | As at<br>March 31,2018<br>(Rs in Lakhs) | As at<br>March 31,2017<br>(Rs in Lakhs) |
|--|---|---|
| <b>b) Securities Premium Reserve</b>                         |   |   |
| Opening Balance  | 21.11                                   | 21.11                                   |
| Add: for the year  | -                                       | -                                       |
|  | <u>21.11</u>                            | <u>21.11</u>                            |
| <b>c) Other Comprehensive Income</b>                         |   |   |
| Opening Balance  | -                                       | -                                       |
| <b>Items that will not be reclassified to Profit or loss</b> |   |   |
| Acturial (gain)/loss on employee benefits through OCI        | 2.82                                    | -                                       |
|  | <u>2.82</u>                             | <u>-</u>                                |
|  | <u>(390.01)</u>                         | <u>(353.16)</u>                         |

**Retained Earnings:** Retained earnings are the profits that the Company has earned till date, less any transfers to general reserve, dividends or other distributions paid to shareholders.

**Securities Premium Reserve:** The amount received in excess of face value of the equity shares is recognised in Securities Premium Reserve. In case of equity-settled share based payment transactions, the difference between fair value on grant date and nominal value of share is accounted as securities premium reserve.

**Other Comprehensive Income:** The fair value change of the investments measured at fair value through other comprehensive income recognised through Other Comprehensive Income. Upon derecognition, the cumulative fair value changes on the said investments are reclassified to the Statement of Profit and Loss. Accumulated gain or loss on employee benefits also recognised through other comprehensive income.

### 13 Provisions

|                                 |             |             |
|---------------------------------|-------------|-------------|
| Provision for Employee Benefits | 6.50        | 0.32        |
|                                 | <u>6.50</u> | <u>0.32</u> |

### 14 Other non-current liabilities


|                                |             |              |
|--------------------------------|-------------|--------------|
| Security deposits from dealers | 1.10        | 36.40        |
|                                | <u>1.10</u> | <u>36.40</u> |

#### Security Deposit

On appointment of distributor initially an amount is collected as deposit and accounted as security deposit, without bearing any interest, refundable and adjustable against the receivable at settlement shown in separately as liability.

### 15 Trade payables

|                        |               |               |
|------------------------|---------------|---------------|
| Creditors for Expenses | 4.12          | 7.92          |
| Sundry Creditors       | 676.50        | 365.52        |
| Provision for Schemes  | 15.00         | 10.48         |
|                        | <u>695.62</u> | <u>383.92</u> |




| Particulars                          | As at<br>March 31,2018<br>(Rs in Lakhs) | As at<br>March 31,2017<br>(Rs in Lakhs) |
|--------------------------------------|---|---|
| <b>16 Other current liabilities</b>  |   |   |
| Advance from customers against Sales | 19.96                                   | 282.56                                  |
| Payable to Staff                     | 30.10                                   | 12.11                                   |
| Statutory Liabilities                | 0.45                                    | 0.09                                    |
|                                      | <u>50.51</u>                            | <u>294.77</u>                           |
| <b>17 Provisions</b>                 |   |   |
| Provision for employee benefits      | 0.32                                    | 7.38                                    |
|                                      | <u>0.32</u>                             | <u>7.38</u>                             |

| Particulars                             | Year ended<br>March 31, 2018<br>(Rs. In Lakhs) | Year ended<br>March 31, 2017<br>(Rs. In Lakhs) |
|---|--|--|
| <b>18 Revenue From Operations</b>       |  |  |
| Sales of Seeds                          | 1,137.56                                       | 753.42   |
|   | <u>1,137.56</u>                                | <u>753.42</u>                                  |
| <b>19 Cost of Materials Consumed</b>    |  |  |
| Opening Stock                           |  |  |
| Add : Purchases/Production Expenses     | -  | -  |
| Purchase of Seeds and Packing Materials | 846.21   | 643.56   |
|   | <u>846.21</u>                                  | <u>643.56</u>                                  |
| Add : Processing expenses               | -  | 29.44  |
|   | <u>846.21</u>                                  | <u>673.00</u>                                  |
| Less : Closing Stock                    | 16.62  | -  |
|   | <u>829.58</u>                                  | <u>673.00</u>                                  |
| <b>Processing Charges</b>               |  |  |
| Farm Maintenance                        | -  | 0.65   |
| Electrical Repairs & Maintenance        | -  | 0.03   |
| Land Lease                              | -  | 5.23   |
| Fertilizers & Pesticides                | -  | 6.08   |
| Research Expenses                       | -  | 0.04   |
| Telephone Charges                       | -  | -  |
| Cultivation Expenses                    | -  | 1.66   |
| Labour Charges                          | -  | 15.75  |
| Total                                   | <u>-</u>                                       | <u>29.44</u>                                   |



**20 Changes in Inventories of Finished Goods and Work in Progress**

**Increase/Decrease in Finished goods**

|                                 |              |               |
|---------------------------------|--------------|---------------|
| Opening Stock of Finished Goods | 92.51        | 86.01         |
| Closing Stock of Finished Goods | 0.28         | 92.51         |
|                                 | <u>92.23</u> | <u>(6.50)</u> |



| Particulars                                     | Year ended<br>March 31, 2018<br>(Rs. In Lakhs) | Year ended<br>March 31, 2017<br>(Rs. In Lakhs) |
|---|--|--|
| <b>21 Employee Benefit Expenses</b>             |  |  |
| Salaries to Staff                               | 76.50  | 76.02  |
|   | <b>76.50</b>                                   | <b>76.02</b>                                   |
| <b>22 Financial Cost</b>                        |  |  |
| Bank Charges                                    | 0.05   | 0.03   |
|   | <b>0.05</b>                                    | <b>0.03</b>                                    |
| <b>23 Depreciation and Amortisation Expense</b> |  |  |
| Depreciation of property, plant and equipment   | 2.15   | 4.30   |
|   | <b>2.15</b>                                    | <b>4.30</b>                                    |
| <b>24 Other Expenses</b>                        |  |  |
| <b>a) ESTABLISHMENT EXPENSES</b>                |  |  |
| Travelling Expenses                             | 34.41  | 33.56  |
| Postage & Telephone                             | 1.44   | 1.73   |
| Audit Fee (Refer Note 25)                       | 0.59   | 0.58   |
| Vehicle Maintenances                            | 4.31   | 3.95   |
| Printing & Stationery                           | 0.63   | 0.80   |
| Insurance                                       | 1.90   | 1.90   |
| Rates & Taxes                                   | 0.22   | 0.30   |
| General Expenses                                | 4.83   | 0.04   |
| Professional Charges                            | 0.86   | 0.19   |
| Capital Loss on sale of Assets                  | 1.07   | -  |
| Legal Expenses                                  | 0.61   | -  |
| Professional Tax                                | 0.05   | 0.08   |
| Rent  | 0.60   | -  |
| GST on RCM                                      | 0.34   | -  |
| (a) Total                                       | <b>51.85</b>                                   | <b>43.12</b>                                   |
| <b>b) SELLING &amp; DISTRIBUTION EXPENSES</b>   |  |  |
| Sales promotion expenses                        | 78.73  | 65.88  |
| Freight & Forwarding                            | 11.92  | 11.86  |
| Farmers Meeting Expenses                        | 3.08   | 14.61  |
| Staff & Dealers Meeting Expenses                | 1.00   | 1.73   |
| Provision for Doubtful Debts                    | 37.94  | 30.85  |
| (b) Total                                       | <b>132.66</b>                                  | <b>124.94</b>                                  |
| <b>Total of (a&amp;b)</b>                       | <b>184.51</b>                                  | <b>168.06</b>                                  |
| <b>25 Audit Fees</b>                            |  |  |
| a) For statutory audit                          | 0.44   | 0.43   |
| b) For taxation matters                         | 0.15   | 0.15   |
|   | <b>0.59</b>                                    | <b>0.58</b>                                    |



## 26 Income Taxes

| Income tax recognised in profit or loss  | As at<br>31-Mar-2018 | As at<br>31-Mar-2017 |
|--|----------------------|----------------------|
| <b>Statutory Income tax rate</b>   | <b>27.55%</b>        | <b>34.61%</b>        |
| <b>Differences due to:</b>   |                      |                      |
| Income Exempt from Tax   | 0.00%                | 0.00%                |
| Effect of expenses that are not deductible in determining taxable profit (permanent disallowances) | 0.00%                | 0.00%                |
| Tax Income at Different Rates  | 0.00%                | 0.00%                |
| Others   | 0.00%                | 0.00%                |
| <b>Effective tax rate</b>  | <b>27.55%</b>        | <b>34.61%</b>        |

### Movement in Deferred Tax Assets /(Liabilities)

Movement during the Year ended March 31st, 2017

| Deferred Tax Asset/Liabilities                   | As at 1st April,<br>2016 | Credit/(charge)<br>in the statement<br>of Profit and<br>Loss | Directly<br>recognised in<br>Equity | As at 31st<br>March, 2017 |
|--|--------------------------|--|-------------------------------------|---------------------------|
| Provision for employee benefits                  | -                        | 2.38   | -                                   | 2.38                      |
| Provision for bad and doubtful trade receivables | -                        | 10.49  | -                                   | 10.49                     |
| Depreciation                                     | 0.23                     | 2.45   | -                                   | 2.22                      |
|  | 0.23                     | 14.86  | -                                   | 15.09                     |


Movement during the Year ended March 31st, 2018

| Deferred Tax Asset/Liabilities                   | As at 1st April,<br>2017 | Credit/(charge)<br>in the statement<br>of Profit and<br>Loss | Directly<br>recognised in<br>Equity | As at 31st<br>March, 2018 |
|--|--------------------------|--|-------------------------------------|---------------------------|
| Provision for employee benefits                  | 2.38                     | (0.50)   |                                     | 1.88                      |
| Provision for bad and doubtful trade receivables | 10.49                    | 8.46   |                                     | 18.95                     |
| Depreciation                                     | 2.22                     | (0.16)   |                                     | 2.06                      |
|  | 15.09                    | 7.80   | -                                   | 22.89                     |

## 27 Earning Per Equity Share :

Earnings per Share has been computed as under

|   | As at 31-Mar-2018 | As at 31-Mar-2017 |
|---|-------------------|-------------------|
| Profit for the Year                             | (39.67)           | (146.63)          |
| No.of Equity Shares outstanding                 | 180,000           | 180,000           |
| Earnings Per Share (Face Value of Rs.10/- each) | (22.04)           | (81.46)           |



## Notes forming part of Financial Statements for the year ended March 31, 2018

### 28 Related Party Transactions

(Rs. in Lakhs)

#### 28.1 Following is the list of related parties and their relationships

##### A. Key managerial persons and their relatives


- 1 Mr. G.V. Bhaskar Rao
- 2 Mr. C. Vamsheedhar
- 3 Mr. N. Papa Rao
- 4 Mr. N. Venkateswara Rao

##### B. Holding Companies

- 1 M/s. Kaveri Seed Company Limited

#### 28.2 Related party transactions for the year ended 31 March 2018 are as follows:

|                                      | 31-Mar-2018   | 31-Mar-2017   |
|--------------------------------------|---------------|---------------|
| <b>Remuneration paid</b>             |               |               |
| Mr. N. Papa Rao                      | 6.00          | 12.00         |
| Mr. N. Venkateswara Rao              | 6.00          | 12.00         |
|                                      | <b>12.00</b>  | <b>24.00</b>  |
| <b>Purchase made during the year</b> |               |               |
| M/s. Kaveri Seed Company Limited     | 826.66        | 598.35        |
|                                      | <b>826.66</b> | <b>598.35</b> |




## Notes forming part of Financial Statements for the year ended March 31, 2018

(Rs. in Lakhs)

29 Disclosures as required by the Micro, Small and Medium Enterprises Development Act, 2006 are as under:

| Particulars   | As at March 31, 2018 | As at March 31, 2017 |
|---|----------------------|----------------------|
| Principle amount due to suppliers registered under the MSMED Act and Remaining unpaid as at year end  | 0.17                 | 6.96                 |
| Interest due to suppliers registered under the MSMED Act and remaining unpaid as at year end  | -                    | 0.01                 |
| Principal amount paid to suppliers registered under the MSMED Act, beyond the appointed day during the year                                     | -                    | 1.51                 |
| Interest paid, other than under section 16 of MSMED Act, to suppliers registered under the MSMED Act, beyond the appointed day during the year. | -                    | -                    |
| Interest paid, under section 16 of MSMED Act, to suppliers registered under the MSMED Act, beyond the appointed day during the year.            | -                    | 0.01                 |
| Interest due and payable towards suppliers registered under MSMED Act, for payments already made  | -                    | -                    |
| Further Interest remaining due and payable for earlier years  | -                    | -                    |

The above information regarding Micro, Small and Medium Enterprises has been determined to the extent such parties have been identified on the basis of information available with the Company.





## Notes forming part of Financial Statements for the year ended March 31, 2018

### 30 Employee benefit plans

(Rs. in Lakhs)

The gratuity scheme is a final salary Defined Benefit Plan that provides for a lump sum payment made on exit either by way of retirement, death, disability or voluntary withdrawal. The benefits are defined on the basis of final salary and the period of service and paid as lump sum at exit. The plan design meant the risks commonly affecting the liabilities and the financial results are expected to:



- Interest rate risk** : the defined benefit obligation calculated uses a discount rate based on government bonds. If bond yields fall, the defined benefit obligation will tend to increase.
- Salary inflation risk** : Higher than expected increases in salary will increase the defined benefit obligation
- Demographic risk** : For example, as plan is open to new entrants, an increase in membership will increase the defined benefit obligation. Also, the plan only provides benefits upon completion of a vesting criteria. Therefore, if turnover rates increase, then the liability will tend to fall as fewer employees reach vesting period.

| <b>1 - Reconciliation of Defined Benefit Obligation</b>                | <b>31-Mar-18</b> | <b>31-Mar-17</b> |
|--|------------------|------------------|
| Opening of defined benefit obligation                                  | 4.40             | 2.57             |
| Current service cost   | 1.85             | 1.41             |
| Past service cost  | -                | -                |
| Interest on defined benefit obligation                                 | 0.31             | 0.19             |
| Remeasurements due to:   |                  |                  |
| Actuarial loss / (gain) arising from change in financial assumptions   | 0.20             | 0.19             |
| Actuarial loss / (gain) arising from change in demographic assumptions | -                | -                |
| Actuarial loss / (gain) arising on account of experience changes       | (3.26)           | 0.04             |
| Benefits paid  | -                | -                |
| Closing of defined benefit obligation                                  | 3.51             | 4.40             |

| <b>2 - Reconciliation of Plan Assets</b>                  | <b>31-Mar-18</b> | <b>31-Mar-17</b> |
|---|------------------|------------------|
| Opening fair value of plan assets                         | -                | -                |
| Employer contributions                                    | -                | -                |
| Interest on plan assets                                   | -                | -                |
| Administration expenses                                   | -                | -                |
| Remeasurements due to:                                    | -                | -                |
| Actual return on plan assets less interest on plan assets | -                | -                |
| Benefits paid   | -                | -                |
| Closing fair value of plan assets                         | -                | -                |

| <b>3 - Amount recognized in Balance Sheet</b>                       | <b>31-Mar-18</b> | <b>31-Mar-17</b> |
|---|------------------|------------------|
| Present value of funded defined benefit obligation                  | -                | -                |
| Fair value of plan assets   | -                | -                |
| Net funded obligation   | -                | -                |
| Present value of unfunded defined benefit obligation                | 3.51             | 4.40             |
| Amount not recognized due to asset limit                            | -                | -                |
| Net defined benefit liability / (asset) recognized in balance sheet | 3.51             | 4.40             |
| Net defined benefit liability / (asset) is bifurcated as follows:   |                  |                  |
| Current   | 0.03             | 0.02             |
| Non-current   | 3.48             | 4.39             |

| <b>4 - Current Year Expense Charged to Profit &amp; Loss Account</b> | <b>31-Mar-18</b> | <b>31-Mar-17</b> |
|--|------------------|------------------|
| Current service cost   | 1.85             | 1.41             |
| Past service cost  | -                | -                |
| Administration expenses.   | -                | -                |
| Interest on net defined benefit liability / (asset)                  | 0.31             | 0.19             |
| (Gains) / losses on settlement                                       | -                | -                |
| Total expense charged to profit and loss account                     | 2.16             | 1.60             |



| <b>5 - Amount Recorded as Other Comprehensive Income</b>         | <b>31-Mar-18</b> | <b>31-Mar-17</b> |
|--|------------------|------------------|
| Opening amount recognized in OCI outside profit and loss account | 0.23             | -                |
| Remeasurements during the period due to                          |                  |                  |
| <i>Changes in financial assumptions</i>                          | 0.20             | 0.19             |
| <i>Changes in demographic assumptions</i>                        | -                | -                |
| <i>Experience adjustments</i>                                    | (3.26)           | 0.04             |
| <i>Actual return on plan assets less interest on plan assets</i> | -                | -                |
| <i>Adjustment to recognize the effect of asset ceiling</i>       | -                | -                |
| Closing amount recognized in OCI outside profit and loss account | (2.82)           | 0.23             |

| <b>6 - Disaggregation of Assets</b> | <b>31-Mar-18</b> | <b>31-Mar-17</b> |
|-------------------------------------|------------------|------------------|
| <b>Category of Assets</b>           |                  |                  |
| <b>Non Quoted Value</b>             |                  |                  |
| Insurer managed funds.              | -                | -                |
| Others.                             | -                | -                |
| Grand Total                         | -                | -                |


| <b>7 - Results of Sensitivity Analysis</b> | <b>31-Mar-18</b> | <b>31-Mar-17</b> |
|--|------------------|------------------|
| Discount rate                              |                  |                  |
| Impact of increase in 50 bps on DBO.       | -5.94%           | -5.33%           |
| Impact of decrease in 50 bps on DBO.       | 6.40%            | 5.73%            |
| Salary escalation rate                     |                  |                  |
| Impact of increase in 50 bps on DBO        | 6.35%            | 5.71%            |
| Impact of decrease in 50 bps on DBO        | -5.94%           | -5.36%           |

| <b>8 - Summary of Actuarial Assumptions Adopted</b> | <b>31-Mar-18</b>                    | <b>31-Mar-17</b> |
|---|-------------------------------------|------------------|
| Discount rate (p.a.)                                | 7.75%                               | 7.15%            |
|   | 10.00% until year 5 inclusive, then |                  |
| Salary escalation rate (p.a.)                       | 7.00%                               | 7.00%            |

| <b>9 - 'Maturity Profile</b> | <b>31-Mar-18</b> | <b>31-Mar-17</b> |
|------------------------------|------------------|------------------|
| Expected benefits for year 1 | 0.03             | 0.02             |
| Expected benefits for year 2 | 0.08             | 0.08             |
| Expected benefits for year 3 | 0.09             | 0.13             |
| Expected benefits for year 4 | 0.11             | 0.14             |
| Expected benefits for year 5 | 0.12             | 0.15             |
| Expected benefits for year 6 | 0.13             | 0.16             |

The Principal Assumptions used for the purposes of the actuarial valuation as follows

Method used for sensitivity analysis: The sensitivity results above determine their individual impact on the Plan's end of year Defined Benefit Obligation. In reality, the Plan is subject to multiple external experience items which may move the Defined Benefit Obligation in similar or opposite directions, while the Plan's sensitivity to such changes can vary over time.



Notes forming part of Financial Statements for the year ended March 31, 2018

31 Commitments

(Rs. in Lakhs)

| Particulars   | As at<br>31-Mar-2018 | As at<br>31-Mar-2017 |
|---|----------------------|----------------------|
| Estimated amount of contracts (net of advances) remaining to be executed on capital account and not provided for: | NIL                  | NIL                  |

32 Contingent Liabilities


| Particulars   | As at<br>31-Mar-2018 | As at<br>31-Mar-2017 |
|---|----------------------|----------------------|
| Claims against the Company not acknowledged as debts. | NIL                  | NIL                  |

As per our report of even date attached


for P.R.REDDY & CO.,  
Firm Registration No.0032685  
CHARTERED ACCOUNTANTS

( P.RAGHUNADH REDDY )  
PARTNER  
Membership No.23758

Place: Secunderabad  
Date: 24.05.2018



For and on behalf of the Board



( G.V. BHASKAR RAO )  
Director  
DIN: 00892232

( C. VAMSHEEDHAR )  
Director  
DIN: 01458939

*[Handwritten signature of G.V. Bhaskar Rao]*  
*[Handwritten signature of C. Vamsheedhar]*