

INDEPENDENT AUDITOR'S REPORT

To

The Members of M/S. ADITYA AGRITECH PRIVATE LIMITED.

Report on the Audit of the Standalone Financial Statements**Opinion:**

We have audited the accompanying Standalone Financial Statements of **ADITYA AGRITECH PRIVATE LIMITED** ("the Company"), which comprise the Balance Sheet as at 31 March 2020, the Statement of Profit and Loss, the Statement of Changes in Equity and the Statement of Cash Flows for the year then ended and notes to the standalone financial statements, including a summary of the significant accounting policies and other explanatory information (here after referred to as "the standalone financial statements").

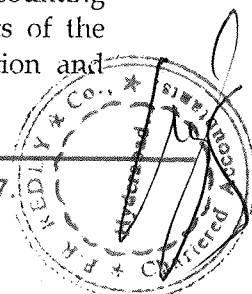
In our opinion and to the best of our information and according to the explanations given to us, the aforesaid standalone financial statements give the information required by the Companies Act, 2013 ("the Act") in the manner so required and give a true and fair view in conformity with the accounting principles generally accepted in India, of the state of affairs of the Company as at 31 March 2020, the profit, changes in equity and its cash flows for the year ended on that date.

Basis for Opinion:

We conducted our audit of the standalone financial statements in accordance with the Standards on Auditing (SAs) specified under section 143(10) of the Act. Our responsibilities under those Standards are further described in the "Auditor's Responsibilities for the Audit of the Standalone Financial Statements" section of our report. We are independent of the Company in accordance with the Code of Ethics issued by the Institute of Chartered Accountants of India (ICAI) together with the ethical requirements that are relevant to our audit of the standalone financial statements under the provisions of the Act and the Rules made thereunder, and we have fulfilled our other ethical responsibilities in accordance with these requirements and the ICAI's Code of Ethics. We believe that the audit evidence we have obtained is sufficient and appropriate to provide a basis for our opinion.

Management's Responsibility for the Standalone Financial Statements:

The Company's Board of Directors is responsible for the matters stated in section 134(5) of the Act with respect to the preparation of these standalone financial statements that give a true and fair view of the financial position, financial performance (changes in equity), and cash flows of the Company in accordance with the accounting principles generally accepted in India, including the Accounting Standards specified under section 133 of the Act, read with rules issued thereunder. This responsibility also includes maintenance of adequate accounting records in accordance with the provisions of the Act for safeguarding of the assets of the Company and for preventing and detecting frauds and other irregularities; selection and



application of appropriate accounting policies; making judgments and estimates that are reasonable and prudent; and design, implementation and maintenance of adequate internal financial controls, that were operating effectively for ensuring the accuracy and completeness of the accounting records, relevant to the preparation and presentation of the standalone financial statements that give a true and fair view and are free from material misstatement, whether due to fraud or error.

In preparing the standalone financial statements, management is responsible for assessing the Company's ability to continue as a going concern, disclosing, as applicable, matters related to going concern and using the going concern basis of accounting unless management either intends to liquidate the Company or to cease operations, or has no realistic alternative but to do so.


Those Board of Directors are also responsible for overseeing the Company's financial reporting process.

Auditors' Responsibility for the Audit of Standalone Financial Statements:

Our objectives are to obtain reasonable assurance about whether the standalone financial statements as a whole are free from material misstatement, whether due to fraud or error, and to issue an auditor's report that includes our opinion. Reasonable assurance is a high level of assurance, but is not a guarantee that an audit conducted in accordance with SAs will always detect a material misstatement when it exists. Misstatements can arise from fraud or error and are considered material if, individually or in the aggregate, they could reasonably be expected to influence the economic decisions of users taken on the basis of these financial statements.

As part of an audit in accordance with SAs, we exercise professional judgment and maintain professional skepticism throughout the audit. We also:

- Identify and assess the risks of material misstatement of the standalone financial statements, whether due to fraud or error, design and perform audit procedures responsive to those risks, and obtain audit evidence that is sufficient and appropriate to provide a basis for our opinion. The risk of not detecting a material misstatement resulting from fraud is higher than for one resulting from error, as fraud may involve collusion, forgery, intentional omissions, misrepresentations, or the override of internal control.
- Obtain an understanding of internal control relevant to the audit in order to design audit procedures that are appropriate in the circumstances. Under section 143(3)(i) of the Act, we are also responsible for expressing our opinion on whether the Company has adequate internal financial controls system in place and the operating effectiveness of such controls.
- Evaluate the appropriateness of accounting policies used and the reasonableness of accounting estimates and related disclosures made by management.
- Conclude on the appropriateness of management's use of the going concern basis of accounting and, based on the audit evidence obtained, whether a material uncertainty



exists related to events or conditions that may cast significant doubt on the Company's ability to continue as a going concern. If we conclude that a material uncertainty exists, we are required to draw attention in our auditor's report to the related disclosures in the financial statements or, if such disclosures are inadequate, to modify our opinion. Our conclusions are based on the audit evidence obtained upto the date of our auditor's report. However, future events or conditions may cause the Company to cease to continue as a going concern.


- Evaluate the overall presentation, structure and content of the standalone financial statements, including the disclosures, and whether the financial statements represent the underlying transactions and events in a manner that achieves fair presentation.

We communicate with those charged with governance regarding, among other matters, the planned scope and timing of the audit and significant audit findings, including any significant deficiencies in internal control that we identify during our audit.

We also provide those charged with governance with a statement that we have complied with relevant ethical requirements regarding independence, and to communicate with them all relationships and other matters that may reasonably be thought to bear on our independence, and where applicable, related safeguards.

Report on Other Legal and Regulatory Requirements:


1. As required by the Companies (Auditor's Report) Order, 2016 ("the Order") issued by the Central Government of India in terms of sub-section (11) of section 143 of the Act, we give in the 'Annexure A', a statement on the matters specified in paragraphs 3 and 4 of the Order.
2. As required by Section 143(3) of the Companies Act, 2013, we report that:
 - a) we have sought and obtained all the information and explanations which to the best of our knowledge and belief were necessary for the purpose of our audit;
 - b) in our opinion, proper books of account as required by law have been kept by the Company so far as it appears from our examination of those books;
 - c) the Balance Sheet, the Statement of Profit and Loss, the Statement of Changes in Equity and the Statement of Cash Flow dealt with by this Report are in agreement with the books of the account;
 - d) in our opinion, the aforesaid standalone financial statements comply with the Indian Accounting Standards specified under Section 133 of the Act, read with rules issued thereunder;
 - e) on the basis of written representations received from the directors as on 31 March 2020, and taken on record by the Board of Directors, none of the directors is



disqualified as on 31 March 2020, from being appointed as a director in terms of Section 164(2) of the Act;


- f) with respect to the adequacy of the internal financial controls over financial reporting of the Company and the operating effectiveness of such controls, refer to our separate report in 'Annexure B'; and
- g) with respect to the other matters to be included in the Auditor's Report in accordance with Rule 11 of the Companies (Audit and Auditors) Rules, 2014, in our opinion and to the best of our information and according to the explanations given to us:
 - i. the Company has disclosed the impact of pending litigations on its financial position in its standalone financial statements - Refer Note 34 to the standalone financial statements;
 - ii. the Company did not have any long-term contracts including derivative contracts for which there were any material foreseeable losses; and
 - iii. there are no amounts which are required to be transferred, to the Investor Education and Protection Fund by the Company for the year ended 31 March 2020.

Place: Hyderabad,
Date: 29th May, 2020.


For P R REDDY & CO
Firm Regn No.003268S
CHARTERED ACCOUNTANTS

(P. RAGHUNADHA REDDY)
Partner
Membership No. 23758
UDIN: 20023758AAAADC3384

Annexure - A referred to in the Auditors' Report to the Members of M/S.ADITYA AGRITECH PRIVATE LIMITED for the year ended 31st March, 2020. We report that:

- i. In respect of its Fixed Assets:
 - a. The company has maintained proper records, showing full particulars, including quantitative details and situation of fixed assets.
 - b. According to the information and explanations given to us, the fixed assets were physically verified during the year by the management in accordance with regular programme of verification which, in our opinion, provides for physical verification of the fixed assets at reasonable intervals. According to the information and explanations given to us, no material discrepancies were noticed on such verification.
 - c. According to the information and explanations given to us, and on the basis of our examination of records of the company, the title deeds of immovable properties shown in the fixed asset schedule are held in the name of company.
- ii. As explained to us, the inventory has been physically verified during the year by the management. In our opinion, the frequency of verification is reasonable. The discrepancies noticed on physical verification between the physical stocks and the book records are not material and they have been properly dealt with in the books of accounts.
- iii. According to the information and explanations given to us, the Company has not granted any loans, secured or unsecured to companies, firms, limited liability partnerships or other parties covered in the register maintained under section 189 of the Companies Act, 2013, during the year. Accordingly paragraph 3(iii) of the Order is not applicable to the Company.
- iv. According to the information and explanations given to us, The Company has not given any loans, made any investments, given any guarantees and securities to any person to which provisions of the section 185 and 186 of the companies Act 2013 are applicable.
- v. According to the information and explanations given to us, the Company has not accepted any deposit from the public. Therefore, the provisions of Clause (v) of paragraph 3 of the CARO 2016 are not applicable to the Company.




- vi. According to the information and explanations given to us, the maintenance of cost records under sub-section (1) of section 148 of the Companies Act, 2013, has not been prescribed by the Central Government for the activities of the Company.
- vii.
- a. According to the information and explanations given to us and according to the books and records, the Company is generally regular in depositing with appropriate authorities' undisputed statutory dues, including provident fund, Employees' state insurance, income-tax, sales-tax, service tax, customs duty, duty of excise, Value added tax, cess and other material statutory dues as applicable to it. According to the information and explanations given to us, there are no undisputed amounts payable in respect aforesaid dues, as at 31st March, 2020 for a period of more than six months from the date they became payable.
- b. According to the information and explanations given to us, there are no dues of income-tax, service tax and customs duty, which have not been deposited on account of any dispute.
- viii. Based on our audit procedures and according to the information and explanations given to us, we are of the opinion that the Company has not defaulted in repayment of dues to financial institutions, banks, Government or dues to debenture holders.
- ix. In our opinion and according to the information and explanations given to us, the Company has utilized the money raised by way of the term loans for the purposes for which they were raised and has not raised money by way of initial public offer/further public offer (Including debt instruments) during the year. Accordingly, the provisions of Clause 3(ix) of the Order are not applicable to the Company.
- x. In our opinion and according to the information and explanations given to us, no fraud by the Company or no material fraud on the Company by its officers or employees has been noticed or reported during the year.



- xi. In our opinion and according to the information and explanations given to us, Managerial remuneration paid or provided with requisite approvals mandated in the provision of section 197 read with schedule V to the Companies Act 2013.
- xii. In our opinion, the company is not a nidhi, therefore provisions of clause 3(xii) of companies (Auditors Report) Order, 2016 as amended are not applicable to the company.
- xiii. In our opinion and according to the information and explanations given to us, all transactions entered by related parties are in compliance with section 177 and 188 of Companies Act, 2013 where applicable and the details have been disclosed in the Standalone Ind AS financial Statements as required by applicable accounting standards.
- xiv. According to the information and explanations given to us, the company has not made any preferential allotment of shares or private placement of shares or fully or partly convertible debentures during the year under the review. Therefore, the provisions of clause 3(xiv) of the Order are not applicable to the Company.
- xv. According to the information and explanations given to us, during the year the company has not entered in to any non-cash transactions with directors or persons connected with him. Accordingly, paragraph – 3(xv) of the order is not applicable.
- xvi. In our opinion and according to the information and explanations given to us, the company is not required to be registered under section 45-IA of the Reserve Bank of India Act, 1934. Accordingly, the provisions of Clause 3(xvi) of the Order are not applicable to the Company.

Place: Hyderabad,
Date: 29th May, 2020.

For P R REDDY & CO
Firm Regn No.008268S
CHARTERED ACCOUNTANTS

(P. RAGHUNADHA REDDY)
Partner
Membership No.023758
UDIN: 20023758AAAADC3384

Annexure-B referred to Independent Auditor's Report to the Members of M/S.ADITYA AGRITECH PRIVATE LIMITED for the year ended 31st March, 2020.

Referred to in the Independent Auditor's Report of even date to the members of Aditya Agritech Private Limited on the standalone Ind AS financial statements for the year ended March 31, 2020.

Report on the Internal Financial Controls under Clause (1) of Sub-section 3 of Section 143 of the Act


1. We have audited the internal financial controls over financial reporting of Aditya Agritech Private Limited ("the company") as of March 31, 2020 in conjunction with our audit of the standalone Ind AS financial statements of the company for the year ended on that date.

Management's Responsibility for Internal Financial Controls

2. The Company's management is responsible for establishing and maintaining internal financial controls based on the internal control over financial reporting criteria established by the Company considering the essential components of internal control stated in the Guidance Note on Audit of Internal Financial Controls over Financial Reporting [the "Guidance Note"] issued by the Institute of Chartered Accounts of India ["ICAI"]. These responsibilities include the design, implementation and maintenance of adequate internal financial controls that were operating effectively for ensuring the orderly and efficient conduct of its business, including adherence to Company's policies, the safeguarding of its assets, the preventing and detection of frauds and errors, the accuracy and completeness of the accounting records, and the timely preparation of reliable financial information, as required under the Companies Act, 2013.

Auditor's Responsibility

3. Our responsibility is to express an opinion on the Company's internal financial controls over financial reporting based on our audit. We conducted our audit in accordance with the Guidance Note on Audit of Internal Financial Controls over Financial Reporting (the "Guidance Note") and the standards on Auditing, issued by ICAI and deemed to be prescribed under section 143(10) of the Companies Act, 2013, to the extent applicable to an audit of internal financial controls, both applicable to an audit of internal financial




controls and both issued by the ICAI. Those standards and the Guidance Note require that we comply with ethical requirements and plan and perform the audit to obtain reasonable assurance about whether adequate internal financial controls over financial reporting was established and maintained and if such controls operated effectively in all material respects.

4. Our audit involves performing procedures to obtain audit evidence about the adequacy of the internal financial controls system over financial reporting and their operating effectiveness. Our audit of internal financial controls over financial reporting included obtaining an understanding of internal financial controls over financial reporting, assessing the risk that a material weakness exists, and testing and evaluating the design and operating effectiveness of internal control based on the assessed risk. The procedures selected depending on the auditor's judgment, including the assessment of the risks of the material misstatement of the Standalone Ind AS financial statements, whether due to fraud or error.
5. We believe that the audit evidence we have obtained is sufficient and appropriate to provide a basis for our audit opinion on the Company's internal financial controls system over financial reporting.

Meaning of Internal Financial Controls over Financial Reporting

6. A Company's internal financial control over financial reporting is a process designed to provide reasonable assurance regarding the reliability of financial reporting and the preparation of financial statements for external purpose in accordance with Generally Accepted Accounting Principles. A Company's internal financial control over financial reporting includes those policies and procedures that (1) pertain to the maintenance of records that, in reasonable detail, accurately and fairly reflect the transactions and dispositions of the assets of the company; (2) provide reasonable assurance that transaction are recorded as necessary to permit preparation of financial statements in accordance with Generally Accepted Accounting Principles, and that receipts and expenditure of the company are being made only in accordance with authorizations of the management and directors of the company; and (3) provide reasonable assurance regarding prevention or timely detection of unauthorized acquisition, use, or disposition of the Company's assets that could have a material effect on the financial statements.



Inherent Limitations of Internal Financial Controls over Financial Reporting


7. Because of the inherent limitations of internal financial controls over financial reporting, including the possibility of collusion or improper management override of controls, material misstatements due to error or fraud may occur and not be detected. Also, projection of any evaluation of the internal financial controls over financial reporting to future periods are subject to the risk that the internal financial control over financial reporting may become inadequate because of changes in conditions, or that the degree of compliance with the policies or procedures may deteriorate.

Opinion

8. In our opinion, the company has, in all material respects, an adequate internal financial controls systems over financial reporting and such internal financial controls over financial reporting were operating effectively as at March 31, 2020, based on the internal control over financial reporting criteria established by the company considering the essential components of internal controls stated in the Guidance Note on Audit of Internal Financial Controls over Financial Reporting issued by the Institute of Chartered Accounts of India.

Place: Hyderabad,
Date: 29th May, 2020.

For P R REDDY & CO
Firm Regn No.003268S
CHARTERED ACCOUNTANTS



ADITYA AGRITECH PVT LTD

No.302, 3rd Floor, Minerva Complex, S.D.Road, Secunderabad - 500003

CIN: U01119TG2013PTC087066

Balance Sheet as at March 31, 2020

(Rs in Lakhs)

Particulars	Note No.	As at Mar 31, 2020	As at Mar 31, 2019
ASSETS			
(1) Non-current assets			
(a) Property, Plant and Equipment	3	12.33	18.21
(b) Deferred tax assets (net)	4	53.66	35.08
(c) Other non-current assets	5	0.83	0.89
Total Non-current assets		66.82	54.19
(2) Current assets			
(a) Inventories	6	319.24	407.15
(b) Financial Assets			
(i) Trade receivables	7	558.82	599.89
(ii) Cash and cash equivalents	8	62.48	124.60
(iii) Bank Balances other than above	9	14.11	14.11
(c) Other current assets	10	4,876.90	4,810.31
Total Current assets		5,831.55	5,956.06
Total Assets		5,898.37	6,010.26
EQUITY AND LIABILITIES			
Equity			
(a) Equity Share capital	11	110.00	110.00
(b) Other Equity	12	807.50	493.60
Total Equity		917.50	603.60
LIABILITIES			
(1) Non-current liabilities			
(a) Provisions	13	34.47	25.86
(b) Other non-current liabilities	14	207.57	191.22
Total Non-current liabilities		242.04	217.08
(2) Current liabilities			
(a) Financial Liabilities			
(i) Trade payables	15		
Total Outstanding dues of Micro and Small Enterprises		0.95	24.96
Total Outstanding dues other than Micro and Small Enterprises		37.20	38.60
(b) Other current liabilities	16	4,649.40	5,100.81
(c) Provisions	17	3.99	1.62
(d) Current Tax Liabilities (Net)	18	47.28	23.59
Total Current liabilities		4,738.83	5,189.58
Total Equity and Liabilities		5,898.37	6,010.26

See accompanying notes to the financial statements


1-36

For and on behalf of the Board

As per our report of even date attached

for P.R.REDDY & CO.
Firm Registration No.003268S
CHARTERED ACCOUNTANTS

(P. RAGHUNATHA REDDY)
PARTNER
Membership No. 23758
Place: Secunderabad
Date: 29-05-2020



(G. V. BHASKAR RAO)
Director
DIN:00892232

(C. VAMSHEEDHAR)
Director
DIN: 01458939

ADITYA AGRITECH PVT LTD

No.302, 3rd Floor, Minerva Complex, S.D.Road, Secunderabad - 500003

CIN: U01119TG2013PTC087066

Statement of Profit & Loss

(Rs in Lakhs)

Particulars	Note	Year Ended Mar 31, 2020		Year Ended Mar 31, 2019	
I Income					
a) Revenue from Operations	19	8,730.82		5,857.81	
b) Other Income	20	0.99		1.03	
Total Income			8,731.81		5,858.85
II Expenses					
a) Cost of Material Consumed	21	7,400.08		4,956.34	
b) Changes in Inventories of Finished Goods and Work in Progress	22	13.06		(127.54)	
c) Employee Benefit Expenses	23	331.36		283.16	
d) Finance Costs	24	1.11		0.27	
e) Depreciation & Amortisation	25	5.89		9.15	
f) Other Expenses	26	542.67		479.14	
Total Expenses			8,294.17		5,600.52
III Profit before Exceptional Items and Tax (I-II)			437.63		258.33
IV Exceptional Item			-		-
V Profit before Tax (III+IV)			437.63		258.33
VI Less : Tax expense					
Current Tax		127.38		83.60	
Earlier Years Tax		10.46		2.77	
Deferred Tax		(18.16)	119.68	(11.16)	75.21
VII Profit for the Year (V-VI)			317.96		183.12
VIII Other Comprehensive Income					
A (i) Items that will not be reclassified to Profit or loss					
Actuarial Gain/(Loss) on employee benefits		(4.06)		1.52	
(ii) Income tax relating to items that will not be reclassified to profit or loss					
Actuarial Gain/(Loss) on employee benefits		-	(4.06)	(0.42)	1.09
IX Total Comprehensive Income for the period (VII+VIII) Comprising Profit / (loss) and Other Comprehensive Income for the Period			313.89		184.21
X Earnings Per Equity Share					
(1) Basic (equity shares, par value Rs.10 each)			28.91		16.65
(2) Diluted (equity shares, par value Rs.10 each)			28.91		16.65
Notes on Financial Statements	1-36				

As per our report of even date attached

For and on behalf of the Board

for P.R.REDDY & CO.,
Firm Registration No.0032685
CHARTERED ACCOUNTANTS

(P.RAGHUNADHA REDDY)
PARTNER
Membership No.23758
Place: Secunderabad
Date: 29-05-2020

(G.V.BHASKAR RAO)
Director
DIN:00892232

(C. VAMSHEEDHAR)
Director
DIN: 01458939

ADITYA AGRITECH PVT LTD

No.302, 3rd Floor, Minerva Complex, S.D.Road, Secunderabad - 500003
CIN: U01119TG2013PTC087066

Statement of Changes in Equity

(Rs in Lakhs)

A. Equity Share Capital	Amount
Issued and paid up equity share capital	
Balance as at 1 April 2018	110.00
Changes in equity share capital during the year	-
Balance as at 31 March 2019	110.00
Changes in equity share capital during the year	-
Balance as at 31 March 2020	110.00

B. Other Equity

Particulars	OCI	Retained Earnings	Total
Balance as at 01-04-2018	(3.19)	312.58	309.39
Other Comprehensive Income for the year	1.09	-	1.09
Add: Profit / Loss for the year	-	183.12	183.12
Balance as at 31-03-2019	(2.10)	495.70	493.60

Particulars	OCI	Retained Earnings	Total
Balance as at 01-04-2019	(2.10)	495.70	493.60
Other Comprehensive Income for the year	(4.06)	-	(4.06)
Add: Profit / Loss for the year	-	317.96	317.96
Balance as at 31-03-2020	(6.16)	813.66	807.50


As per our report of even date attached

For and on behalf of the Board

for P.R.REDDY & CO.,
Firm Registration No.003268S
CHARTERED ACCOUNTANTS

(P.RAGHUNADHA REDDY)
PARTNER
Membership No.28758

Place: Secunderabad
Date: 29.05.2020



(G.V.BHASKAR RAO)
Director
DIN: 00892232
(C. VAMSHEEDHAR)
Director
DIN: 01458939

ADITYA AGRITECH PVT LTD

No.302, 3rd Floor, Minerva Complex, S.D.Road, Secunderabad - 500003
CIN: U01119TG2013PTC087066

(Rs in Lakhs)

Statement of Cash Flow



Particulars	As at March 31, 2020 Rs	As at March 31, 2019 Rs
Cash flows from operating activities		
Profit before taxation	437.63	258.33
Adjustments for:		
Depreciation & Amortisation	5.89	9.15
(Profit)/Loss on sale of Fixed Assets	-	0.91
Finance charges	1.11	0.27
Operating profit before working capital changes	444.63	268.65
(Increase) / Decrease in Inventories	87.91	(197.09)
(Increase)/Decrease in Trade Receivables and other receivables	41.08	369.90
(Increase)/Decrease in Loans & Advances (Other assets)	(85.10)	(2,972.01)
Increase/(Decrease) in Trade Payables	(25.41)	(251.07)
Increase/(Decrease) in Provisions	10.98	(9.95)
Increase/(Decrease) in Other liabilities	(444.57)	2,889.73
Taxes paid during the year	(90.55)	(62.78)
Net cash provided by operating activities	(61.01)	35.37
Cash flows from investing activities		
Payments for property, plant and equipment	-	(0.65)
Proceeds from disposal of property, plant and equipment	-	1.69
Net Cash used for investing activities	-	1.04
Cash flows from financing activities		
Finance charges	(1.11)	(0.27)
Net cash provided by financing activities	(1.11)	(0.27)
Net increase in cash & cash equivalents	(62.12)	36.15
Cash & Cash equivalents at the beginning of the period	124.60	88.45
Cash & Cash equivalents at the end of the period	62.48	124.60

As per our report of even date attached

For and on behalf of the Board

for P.R.REDDY & CO.,
Firm Registration No.0032685
CHARTERED ACCOUNTANTS


(P.RAGHUNADHA REDDY)
PARTNER
Membership No.23758
Place: Secunderabad
Date: 29.05.2020


(G.V.BHASKAR RAO)
Director
DIN: 00892232

(C. VAMSHEEDHAR)
Director
DIN: 01458939

Notes forming part of Financial Statements for the year ended March 31, 2020

1 Corporate Information

Aditya Agritech Private Limited ("the Company") has been incorporated on 4th April, 2013 as private limited company. The company is into research, production, processing and marketing of various high quality hybrid seeds.

The financial statements reflect the results of its operations carried on by the company.

2 Summary of significant accounting policies

2.1 Statement of Compliance:

The financial statements have been prepared in accordance with the Indian Accounting Standards (Ind AS) specified under Section 133 of the Companies Act, 2013, read with Rule 3 of the Companies (Indian Accounting Standards) Rules, 2015 and the relevant amendment rules issued thereafter, relevant provisions of the Act and other Accounting principles generally accepted in India.

2.2 Basis for preparation of financial statements

These financial statements have been prepared in accordance with the Generally Accepted Accounting Principles in India on accrual basis under the historical cost convention, except for certain financial instruments which are measured at fair value. The accounting policies adopted in the preparation of the financial statements are consistent with those followed in the previous year.

Historical cost is generally based on the fair value of the consideration given in exchange for goods and services.

In estimating the fair value of an asset or liability, the Company takes into account the characteristics of the asset or liability if market participants would take those characteristics into account when pricing the asset or liability at the measurement date. Fair value for measurement and/or disclosure purpose in these standalone financial statements is determined on such a basis, except for leasing transactions that are within the scope of Ind AS 116, and measurements that have some similarities to fair value but are not fair value, such as net realisable value in Ind AS 2 or value in use in Ind AS 36.

All assets and liabilities have been classified as current or non-current as per the Company's normal operating cycle and other criteria as set out in the Division II of Schedule III of Companies Act 2013. Based on the nature of products and the time between acquisition of assets for processing and their realisation in cash and cash equivalents, the company has ascertained its operating cycle as 12 months for the purpose of current or non-current classification of assets and liabilities.

2.3 Use of Estimates


The preparation of financial statements requires the management of the company to make estimates and assumptions to be made that affect the reported amounts of assets and liabilities on the date of financial statements, disclosure of contingent liabilities as at the date of the financial statements and the reported amounts of income and expenses during the reported period. Changes in estimates are reflected in the financial statements in the period in which changes are made and if material their effects are disclosed in the financial statements.

2.4 Property, Plant & Equipment and Other Intangible assets

Property, plant and equipment is stated at acquisition cost net of accumulated depreciation and accumulated impairment losses if any. Subsequent costs are included in the asset's carrying amount or recognised as a separate asset as appropriate only when it is probable that future economic benefits associated with the item will flow to the Company and the cost of the item can be measured reliably. All other repairs and maintenance are charged to the Statement of Profit and Loss during the period in which they are incurred. Gains or losses arising on retirement or disposal of property, plant and equipment are recognised in the Statement of Profit and Loss. Property, plant and equipment which are not ready for intended use as on the date of Balance Sheet are disclosed as "Capital work-in-progress". Depreciation is provided using WDV method over the estimated useful life prescribed under Schedule II to the Companies Act, 2013.

Freehold land is not depreciated.

Separately purchased intangible assets are initially measured at cost. Intangible assets are carried at cost less any accumulated amortisation and accumulated impairment losses if any. Intangible assets are amortized over their respective individual estimated useful lives on a WDV basis, from the date that they are available for use.



2.5 Biological Asset

Recognition and measurement

The company recognises the biological asset (agricultural produce) when:

- (a) the company controls the asset as a result of past events;
- (b) it is probable that future economic benefits associated with the asset will flow to the company; and
- (c) the fair value or cost of the asset can be measured reliably.

The biological asset are at the end of each reporting period at its fair value less costs to sell.

A gain or loss arising on initial recognition of biological asset at fair value less costs to sell is included in retained earnings and thereafter in profit or loss for the period in which it arises.

2.6 Leases

The Company has adopted Ind AS 116-Leases effective 1st April, 2019, using the modified retrospective method. The Company has applied the standard to its leases with the cumulative impact recognised on the date of initial application (1st April, 2019).

The Company's lease asset classes primarily consist of leases for Land and Buildings and Plant & Machinery. The Company assesses whether a contract is or contains a lease, at inception of a contract. A contract is, or contains, a lease if the contract conveys the right to control the use of an identified asset for a period of time in exchange for consideration. To assess whether a contract conveys the right to control the use of an identified asset, the Company assesses whether:

- (i) the contract involves the use of an identified asset
- (ii) the Company has substantially all of the economic benefits from use of the asset through the period of the lease and
- (iii) the Company has the right to direct the use of the asset

At the date of commencement of the lease, the Company recognises a right-of-use asset ("ROU") and a corresponding lease liability for all lease arrangements in which it is a lessee, except for leases with a term of twelve months or less (short-term leases) and leases of low value assets. For these short-term and leases of low value assets, the Company recognises the lease payments as an operating expense on a straight-line basis over the term of the lease.

The right-of-use assets are initially recognised at cost, which comprises the initial amount of the lease liability adjusted for any lease payments made at or prior to the commencement date of the lease plus any initial direct costs less any lease incentives. They are subsequently measured at cost less accumulated depreciation and impairment losses, if any. Right-of-use assets are depreciated from the commencement date on a straight-line basis over the shorter of the lease term and useful life of the underlying asset.

The lease liability is initially measured at the present value of the future lease payments. The lease payments are discounted using the interest rate implicit in the lease or, if not readily determinable, using the incremental borrowing rates. The lease liability is subsequently remeasured by increasing the carrying amount to reflect interest on the lease liability, reducing the carrying amount to reflect the lease payments made.

A lease liability is remeasured upon the occurrence of certain events such as a change in the lease term or a change in an index or rate used to determine lease payments. The remeasurement normally also adjusts the leased assets.

2.7 Borrowing Costs

Borrowing costs directly attributable to the acquisition, construction or production of qualifying assets, which are assets that necessarily take a substantial period of time to get ready for their intended use or sale are added to the cost of those assets until such time as the assets are substantially ready for their intended use or sale.


Interest income earned on the temporary investment of specific borrowings pending their expenditure on qualifying assets is deducted from the borrowing costs eligible for capitalisation.

All other borrowing costs are recognised in Statement of profit or loss in the period in which they are incurred.

2.8 Government Grants

Government Grants are recognised in profit or loss on a systematic basis over the periods in which the company recognises as expenses the related cost for which the grants are intended to compensate. Specifically government grants whose primary condition is that the company purchase, construct or otherwise acquire non-current assets are recognised as deferred revenue in the balance sheet and transferred to profit or loss on a systematic and rational basis over the useful lives of the related assets.

Government grants that are receivable as compensation for expenses or losses already incurred or for the purpose of giving immediate financial support to the company with no future related costs are recognised in profit or loss in the period in which they become receivable.



2.9 Impairment of Assets:

i) Financial assets

Company assesses at each balance sheet date whether there is objective evidence that a financial asset or a group of financial assets is impaired. A financial asset is considered to be impaired if objective evidence indicates that one or more events have had a negative effect on the estimated future cash flows of that asset.

Impairment loss on financial assets carried at amortised cost is measured at the difference between the asset's carrying amount and the present value of estimated future cash flows discounted at the financial asset's original effective interest rate. In a subsequent period if the amount of impairment loss decreases and the decreases can be related objectively to an event the previously recognised impairment is reversed through profit or loss.

ii) Non-financial assets

Property, Plant & Equipment and Other Intangible assets

Property, Plant and Equipment and Other intangible assets with definite life are evaluated for recoverability whenever there is any indication that their carrying amounts may not be recoverable. If any such indication exists the recoverable amount (i.e. higher of the fair value less cost to sell and the value-in-use) is determined on an individual asset basis unless the asset does not generate cash flows that are largely independent of those from other assets. In such cases the recoverable amount is determined for the cash generating unit (CGU) to which the asset belongs.

If the recoverable amount of an asset (or CGU) is estimated to be less than its carrying amount, the carrying amount of the asset (or CGU) is reduced to its recoverable amount. An impairment loss is recognised in the profit or loss

2.10 Revenue recognition:

The Company adopted IndAS 115 "Revenue from Contracts with Customers" using the modified retrospective approach.

Revenue is recognized upon transfer of control of promised products to customers in an amount that reflects the consideration we expect to receive in exchange for those products or services.

Revenue is measured based on transaction price, which is the fair value of the consideration received or receivable, stated net of discounts, returns and indirect taxes. Transaction price is recognised based on the price specified in the contract, net of the estimated sales incentives/ discounts.

The Company recognises provision for sales return, based on the historical results, measured on net basis of the margin of the sale. Therefore, a refund liability, included in other current liabilities, are recognized for the products expected to be returned.

The company classifies the right to consideration in exchange for goods as a receivable and is presented net of impairment in the Balance Sheet

Income from export incentives such as duty drawback and premium on sale of import licenses and lease license fee are recognised on accrual basis.

2.11 Dividend and Interest Income


Dividend income from investments is recognised when the shareholders right to receive payment has been established (provided that it is probable that the economic benefits will flow to the company and the amount of income can be measured reliably).

Interest income from a financial asset is recognised when it is probable that the economic benefits will flow to the company and the amount of income can be measured reliably. Interest income is accrued on a time basis by reference to the principal outstanding and at the effective interest rate applicable which is the rate that exactly discounts estimated future cash receipts through the expected life of the financial asset to that asset's net carrying amount on initial recognition.

2.12 Foreign currency transactions:

The functional currency of the Company is Indian Rupees (INR).

Foreign currency transactions are recorded at exchange rates prevailing on the date of the transaction. Gains and losses arising on settlement are included in the profit or loss.



2.13 Financial Instruments

Financial assets and liabilities are recognised when the company becomes a party to the contractual provisions of the instrument.

Financial assets and liabilities are measured at fair value. Transaction costs that are directly attributable to the acquisition or issue of financial assets and financial liabilities (other than financial assets and financial liabilities at fair value through profit or loss) are added to or deducted from the fair value measured on financial asset or financial liability.

Transaction costs directly attributable to the acquisition of financial assets or financial liabilities at fair value through profit or loss are recognised in profit or loss.

Non-derivative financial instruments

Cash and cash equivalents

The company considers all highly liquid financial instruments which are readily convertible into known amounts of cash that are subject to an insignificant risk of change in value and having original maturities of three months or less from the date of purchase to be cash equivalents. Cash and cash equivalents consist of balances with banks which are unrestricted for withdrawal and usage.

Financial assets at amortised cost

Financial assets are subsequently measured at amortised cost if these financial assets are held within a business whose objective is to hold these assets in order to collect contractual cashflows and the contractual terms of the financial asset give rise on specified dates to cashflows that are solely payments of principal and interest on the principal amount outstanding.

Financial assets at fair value through other comprehensive income

Financial assets are measured at fair value through other comprehensive income if these financial assets are held within a business whose objective is achieved by both collecting contractual cash flows on specified dates that are solely payments of principal and interest on the principal amount outstanding and selling financial assets.

The company has made an irrevocable election to present subsequent changes in fair value of investments not held for trading in other comprehensive income.

Financial assets at fair value through Profit or loss

Financial assets are measured at fair value through profit or loss unless they are measured at cost or at fair value through other comprehensive income. The transaction costs directly attributable to the acquisition of financial assets and liabilities at fair value through profit or loss are immediately recognised in statement of profit or loss.

Financial assets at cost

Investment in subsidiaries are measured at cost.

Financial liabilities

Financial liabilities at fair value through profit and loss are stated at fair value, with any gains or losses arising on remeasurement recognised in profit and loss.

For trade and other payables maturing within one year from the Balance Sheet date the carrying amounts approximate fair value due to the short maturity of these instruments.

Derecognition of financial instruments

The Company derecognizes a financial asset when the contractual rights to the cashflows from the asset expire, or when it transfers the financial asset and substantially all the risks and rewards of ownership of the asset to another party.


The Company derecognises financial liabilities when, and only when, the Company's obligation are discharged, cancelled or have expired.

2.14 Employee Benefits:

a) Gratuity:

The company accounts for its gratuity liability a defined retirement benefit plan covering eligible employees. The gratuity plan provides for a lump sum payment to employees at retirement, death, incapacitation or termination of the employment based on the respective employee's salary and the tenure of the employment. Liabilities with regard to a Gratuity plan are determined based on the actuarial valuation carried out by an independent actuary as at the Balance Sheet date using the Projected Unit Credit method for the Company.

Actuarial gains and losses are recognised in full in other comprehensive income and accumulated in equity in the period in which they occur.



b) **Provident fund:**

The eligible employees of the Company are entitled to receive the benefits of Provident fund a defined contribution plan in which both employees and the Company make monthly contributions at a specified percentage of the covered employees' salary (currently at 12% of the basic salary) which are charged to the Statement of Profit and Loss on accrual basis. The provident fund contributions are paid to the Regional Provident Fund Commissioner by the Company.

The Company has no further obligations for future provident fund and superannuation fund benefits other than its annual contributions.

c) **Compensated absences:**

The company provides for the encashment of leave subject to certain company's rules. The employees are entitled to accumulate leave subject to certain limits for future encashment or availment. The liability is provided based on the number of days of unavailed leave at each Balance Sheet date on the basis of an independent actuarial valuation using the Projected Unit Credit method for the Company.

The liability which is not expected to occur within twelve months after the end of the period in which the employee renders the related services are recognised based on actuarial valuation as at the Balance Sheet date.

Actuarial gains and losses are recognised in full in the Statement of Profit and Loss in the period in which they occur.

The company also offers a short term benefit in the form of encashment of unavailed accumulated compensated absence above certain limit for all of its employees and same is being provided for in the books at actual cost.

d) **Other short term employee benefits:**

Other short-term employee benefits such as performance incentives expected to be paid in exchange for the services rendered by employees, are recognised during the period when the employee renders the service.

2.15 Share Based Payment Arrangements

Employees of the Company receive remuneration in the form of sharebased payments in consideration of the services rendered.

a) **Equity settled share-based payment transactions**

The grant date fair value of options granted to employees is recognised as an employee expense in the statement of profit and loss, with a corresponding increase in equity, over the period that the employees become unconditionally entitled to the options. The amount recognised as an expense is adjusted to reflect the number of awards for which the related service and performance conditions are expected to be met, such that the amount ultimately recognised is based on the number of awards that meet the related service and performance conditions at the vesting date. The expense is recorded for each separately vesting portion of the award as if the award was, in substance, multiple awards. The increase in equity recognised in connection with share-based payment transaction is presented as a separate component in equity under "share-based payment reserve". The amount recognised as an expense is adjusted to reflect the actual number of stock options that vest.

b) **Cash settled share-based payment transactions**


The fair value of the amount payable to employees in respect of share-based payment transactions which are settled in cash is recognised as an expense, with a corresponding increase in liabilities, over the period during which the employees become unconditionally entitled to payment.

2.16 Inventories

Inventories comprise of Raw and Packing Materials, Work in Progress, Finished Goods(Manufactured and Traded). Inventories are valued at the lower of cost or the net realisable value after providing for obsolescence and other losses where considered necessary. Cost is determined on FIFO basis. Cost includes all charges in bringing the goods to their present location and condition including octroi and other levies, transit insurance and receiving charges. The cost of work-in-progress and finished goods comprises of materials, direct labour, other direct costs and related production overheads. Net realizable value is the estimated selling price in the ordinary course of business less the estimated costs of completion and the estimated costs necessary to make the sale.

2.17 Trade Receivables

Trade receivables are stated at net of advances. Ageing of receivable are considered as tool to determine the degree of liquidity. Receivable due for more than two years and balance considered doubtful, referred for recovery through legal proceeding are considered for provision.



2.18 Taxation:

Tax expense comprises of current tax and deferred tax. Current tax is measured at the amount expected to be paid to / recovered from the tax authorities based on estimated tax liability computed after taking credit for allowances and exemption in accordance with the tax laws applicable in India.

Minimum Alternative Tax (MAT) paid in accordance with the tax laws, which gives rise to future economic benefits in the form of adjustment of future income tax liability is considered as an asset if there is convincing evidence that the company will pay normal tax in future periods. Accordingly it is recognized as an asset in the Balance Sheet when it is probable that the future economic benefit associated with it will flow to the company and the asset can be measured reliably.

Deferred income taxes

Deferred income tax is recognised using the balance sheet approach. Deferred income tax assets and liabilities are recognised for deductible and taxable temporary differences arising between the tax base of assets and liabilities and their carrying amount.

Deferred income tax asset are recognised to the extent that it is probable that taxable profit will be available against which the deductible temporary differences and the carry forward of unused tax credits and unused tax losses can be utilised.

Deferred income tax liabilities are recognised for all taxable temporary differences except in respect of taxable temporary differences associated with investments in subsidiaries where the timing of the reversal of the temporary difference can be controlled and it is probable that the temporary difference will not reverse in the foreseeable future.

The carrying amount of deferred income tax assets is reviewed at each reporting date and reduced to the extent that it is no longer probable that sufficient taxable profit will be available to allow all or part of the deferred income tax asset to be utilised.

Deferred tax assets and liabilities are measured using substantively enacted tax rates expected to apply to taxable income in the years in which the temporary differences are expected to be received or settled.

The Company recognises interest levied and penalties related to income tax assessments in income tax expenses.

2.19 Earnings per Share:

Basic earnings/ (loss) per share are calculated by dividing the net profit / (loss) for the period attributable to equity shareholders by the weighted average number of equity shares outstanding during the period. The weighted average number of equity shares outstanding during the period are adjusted for any bonus shares issued during the year and also after the Balance Sheet date but before the date the financial statements are approved by the Board of Directors.

For the purpose of calculating diluted earnings / (loss) per share, the net profit / (loss) for the period attributable to equity shareholders and the weighted average number of shares outstanding during the period are adjusted for the effects of all dilutive potential equity shares.

The number of equity shares and potentially dilutive equity shares are adjusted for bonus shares as appropriate. The dilutive potential equity shares are adjusted for the proceeds receivable, had the shares been issued at fair value. Dilutive potential equity shares are deemed converted as of the beginning of the period unless issued at a later date.

2.20 Provision, Contingent Liabilities and Contingent Assets:

A provision is recognized when the company has a present obligation as a result of past event and it is probable that an outflow of resources will be required to settle the obligation in respect of which reliable estimate can be made. If the effect of the time value of money is material, provisions are discounted using a current pre-tax rate that reflects when appropriate the risks specific to the liability. When discounting is used the increase in the provision due to the passage of time is recognised as a finance cost.


Contingent Liabilities and Contingent Assets are not recognized in the financial statements.

2.21 Critical accounting estimates and judgements:

In preparing these financial statements, Management has made judgements, estimates and assumptions that affect the application of accounting policies and the reported amounts of assets, liabilities, income and expenses. Actual results may differ from these estimates. Estimates and underlying assumptions are reviewed on an ongoing basis. Revisions to accounting estimates are recognised prospectively.

Information about significant areas of estimation uncertainty and judgements in applying accounting policies that have the most significant effect on standalone financial statements are as follows.

- a) Provision for doubtful debts - Refer note no. 7
- b) Provision for schemes - Refer note no. 16

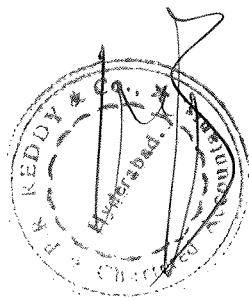


3 Property, Plant and Equipment

(Rs in Lakhs)

Particulars	Land	Buildings	Plant & Equipment	Furniture & Fixtures	Vehicles	Office Equipments	Computers	Total
Gross Carrying Amount								
Balance as at 01-04-2019	-	-	-	-	46.65	1.24	5.55	53.45
Additions	-	-	-	-	-	-	-	-
Deletions	-	-	-	-	-	-	-	-
Balance as at 31.03.2020	-	-	-	-	46.65	1.24	5.55	53.45
Accumulated Depreciation/Amortisation								
Balance as at 01-04-2019	-	-	-	-	29.55	0.87	4.83	35.24
Additions	-	-	-	-	5.39	0.16	0.33	5.88
Deletions	-	-	-	-	-	-	-	-
Balance as at 31.03.2020	-	-	-	-	34.94	1.03	5.16	41.12
Net Carrying Amount								
Balance as at 31.03.2020	-	-	-	-	11.72	0.21	0.40	12.33

Particulars	Land	Buildings	Plant & Equipment	Furniture & Fixtures	Vehicles	Office Equipments	Computers	Total
Gross Carrying Amount								
Balance as at 01-04-2018	-	-	-	-	62.87	1.24	4.90	69.02
Additions	-	-	-	-	-	-	0.65	0.65
Deletions	-	-	-	-	16.22	-	-	16.22
Balance as at 31-03-2019	-	-	-	-	46.65	1.24	5.55	53.45
Accumulated Depreciation/Amortisation								
Balance as at 01-04-2018	-	-	-	-	35.04	0.58	4.10	39.71
Additions	-	-	-	-	8.13	0.29	0.73	9.15
Deletions	-	-	-	-	13.62	-	-	13.62
Balance as at 31-03-2019	-	-	-	-	29.55	0.87	4.83	35.24
Net Carrying Amount								
Balance as at 31-03-2019	-	-	-	-	17.11	0.37	0.73	18.21




Particulars	As at March 31, 2020 Rs in Lakhs	As at March 31, 2019 Rs in Lakhs
4 Deferred tax assets (net)		
Deferred tax asset on account of difference in depreciation as per tax books and financial books	3.86	4.22
Deferred tax asset arising on account of timing difference relating to:		
Provision for Bad and doubtful trade receivables	40.48	26.35
Employee Benefits	9.31	4.51
	53.66	35.08
5 Other non-current assets		
Security Deposits	0.83	0.89
	0.83	0.89
6 Inventories		
Finished Goods	242.36	255.41
Packing Material	76.88	151.73
	319.24	407.15
7 Trade receivables		
Unsecured		
Considered good	558.82	599.89
Considered Doubtful	165.38	94.71
Less: Provision for doubtful debts	(165.38)	(94.71)
	558.82	599.89

Trade Receivables

The Average Credit period on sales of goods is 60 days.

The Company maintains a provision for doubtful debts based on ageing of receivable are considered as tool to determine the degree of liquidity. Receivable due for more than two years and balance considered doubtful, referred for recovery through legal proceeding are considered for provision.

Movement in the Provision for doubtful debts	As at 31-03-2020	As at 31-03-2019
Balance at the beginning of the year	94.71	37.57
Movement in Provision for doubtful debts based on ageing	70.67	57.14
Balance at the end of the year	165.38	94.71



Particulars	As at March 31, 2020 Rs in Lakhs		As at March 31, 2019 Rs in Lakhs	
8 Cash and cash equivalents				
1. Cash on hand		0.35		0.14
2. Balances with Banks - Current Accounts		62.12		124.46
		<u>62.48</u>		<u>124.60</u>
9 Other bank balances				
Fixed deposit with original maturity more than 3 months but less than 12 months		14.11		14.11
		<u>14.11</u>		<u>14.11</u>
10 Other current assets				
Unsecured and Considered good				
Advance to suppliers		4,866.41		4,805.01
Prepaid Expenses		0.76		0.87
Advance to Staff		9.72		4.32
Others		-		0.11
		<u>4,876.90</u>		<u>4,810.31</u>
11 Equity Share Capital				
Authorised				
11,00,000 (11,00,000) Equity shares of Rs.10/- each		110.00		110.00
Issued,Subscribed & Paid up				
11,00,000 (11,00,000) Equity shares of Rs.10/- each -fully paid up		110.00		110.00
		<u>110.00</u>		<u>110.00</u>

**a) Reconciliation of number of Share
Equity Shares**

Particulars	As at March 31, 2020		As at March 31, 2019	
	No of shares	Rs in Lakhs	No of shares	Rs in Lakhs
At the beginning of the year	11,00,000	110.00	11,00,000	110.00
Add: Issued during the year				
Less: Shares Cancelled during the year				
At the end of the year	11,00,000	110.00	11,00,000	110.00

b) Details of Shareholders holding more than 5% shares in the company

Particulars	As at March 31, 2020		As at March 31, 2019	
	No of shares	% of Shares	No of shares	% of Shares
Kaveri Seed Company Limited	770000	70%	770000	70%
T. Venkateswarlu	180000	16%	180000	16%
T. Shailaja	150000	14%	150000	14%
Total	1100000	100%	1100000	100%



Particulars	As at March 31, 2020 Rs in Lakhs	As at March 31, 2019 Rs in Lakhs
-------------	--	--

Rights, preferences and restrictions attached to equity shares

The Company has only one class of shares referred to as equity shares having a par value of Rs. 10 per share. Each shareholder is eligible for one vote per share held and carry a right to dividend. The dividend proposed by the Board of Directors is subject to the approval of the shareholders in the ensuing Annual General Meeting, except in case of interim dividend. In the event of liquidation, the equity shareholders are eligible to receive the remaining assets of the Company after distribution of all preferential amounts, in proportion to their shareholding.

12 Other Equity

a) Retained Earnings

Opening Balance	495.70	312.58
Add: Profit for the year	317.96	183.12
Closing Balance	<u>813.66</u>	<u>495.70</u>

b) Other Comprehensive Income

Opening Balance	(2.10)	(3.19)
(i) Item that will not be reclassified to profit or loss		
Actuarial Gain/(Loss) on Employee Benefits through OCI	(4.06)	1.52
(ii) Income tax relating to Item that will not be reclassified to profit or loss		
Current Tax on Actuarial Gain/(Loss) on Employee Benefits through OCI	-	(0.42)
	<u>(6.16)</u>	<u>(2.10)</u>
Total	<u>807.50</u>	<u>493.60</u>

Retained Earnings: Retained earnings are the profits that the Company has earned till date, less any transfers to general reserve, dividends or other distributions paid to shareholders.

Other Comprehensive Income: The fair value change of the investments measured at fair value through other comprehensive income recognised through Other Comprehensive Income. Upon derecognition, the cumulative fair value changes on the said investments are reclassified to the Statement of Profit and Loss. Accumulated gain or loss on employee benefits also recognised through other comprehensive income.

13 Provisions


Provision for Employee Benefits	34.47	25.86
	<u>34.47</u>	<u>25.86</u>

14 Other non-current liabilities


Security deposits from dealers	207.57	191.22
	<u>207.57</u>	<u>191.22</u>

Security Deposit


On appointment of distributor initially an amount is collected as deposit and accounted as security deposit, without bearing any interest, refundable and adjustable against the receivable at settlement shown in separately as liability.




Particulars	As at March 31, 2020 Rs in Lakhs	As at March 31, 2019 Rs in Lakhs
15 Trade payables		
Creditors for Expenses	38.15	16.14
Sundry Creditors	-	47.41
	<u>38.15</u>	<u>63.56</u>
Total Outstanding due of Micro and Small Enterprises	0.95	24.96
Total Outstanding due other than Micro and Small Enterprises	<u>37.20</u>	<u>38.60</u>
	<u>38.15</u>	<u>63.56</u>
16 Other current liabilities		
Advance from customers against Sales	4,509.95	4,796.61
Payable to Staff	53.81	61.93
Statutory Liabilities	5.44	5.14
Provision for Schemes	80.20	237.14
	<u>4,649.40</u>	<u>5,100.81</u>
17 Provisions		
Provision for employee benefits	3.99	1.62
	<u>3.99</u>	<u>1.62</u>
18 Current Tax Liabilities		
Provision for Income Tax net of Advance Tax	47.28	23.59
	<u>47.28</u>	<u>23.59</u>
Adjustments in Provision for Income Tax		
Advance Income Tax	80.00	60.00
TDS Receivable	0.09	-
	<u>80.09</u>	<u>60.00</u>
Particulars	Year ended 31 March 2020	Year ended 31 March 2019
19 Revenue From Operations		
Sales of Seeds	8,730.82	5,857.81
	<u>8,730.82</u>	<u>5,857.81</u>
20 Other Income		
Profit on Sale of Assets	-	0.91
Interest Receivable	0.99	0.12
	<u>0.99</u>	<u>1.03</u>



Particulars	Year ended	Year ended
	31 March 2020	31 March 2019
21 Cost Of Materials Consumed		
Opening Stock	151.73	82.18
Add : Purchases/Production Expenses		
Purchase of Seeds and Packing Materials	7,208.81	4,911.10
	7,208.81	4,911.10
Add : Processing expenses	116.42	114.79
	7,476.96	5,108.08
Less : Closing Stock		
Raw Material	76.88	151.73
	<u>7,400.08</u>	<u>4,956.34</u>
Processing Charges		
Freight Inward	7.66	5.45
R&D Expenses	108.75	109.34
Total	<u>116.42</u>	<u>114.79</u>
R&D Expenses		
Cultivation Expenses	6.80	9.01
Fertilizers & Pesticides	7.61	9.72
Farm Maintenance	3.66	5.17
Labour charges	11.20	14.82
Postage & telephones	0.36	0.33
Printing & Stationery	0.84	0.80
Staff Welfare	0.54	0.20
Travelling expenses	3.29	2.87
Vehicle Maintenance	4.71	4.14
Testing Expenses	17.06	2.25
Professional Expenses	1.20	1.05
Salaries - Farm	51.47	58.98
	<u>108.75</u>	<u>109.34</u>
22 Changes In Inventories Of Finished Goods and Work In Progress		
Increase/Decrease in Finished goods		
Opening Stock of Finished Goods	255.41	127.87
Closing Stock of Finished Goods	242.36	255.41
	<u>13.06</u>	<u>(127.54)</u>
23 Employee Benefit Expense		
Salaries to Staff	306.51	259.45
Contribution to Provident and other funds	24.83	23.71
Staff Welfare Expenses	0.02	-
	<u>331.36</u>	<u>283.16</u>



Particulars	Year ended	Year ended
	31 March 2020	31 March 2019
24 Finance Costs		
Bank Charges	0.33	0.27
Interest Charges	0.77	-
	<u>1.11</u>	<u>0.27</u>
25 Depreciation And Amortisation		
Depreciation of property, plant and equipment	5.89	9.15
	<u>5.89</u>	<u>9.15</u>
26 Other Expenses		
a) ESTABLISHMENT EXPENSES		
Travelling Expenses	156.46	138.17
Postage & Telephone	5.22	6.75
Payment to Auditors (Refer Note 27)	1.96	1.96
Vehicle Maintenances	2.75	5.17
Printing & Stationery	2.69	3.85
Insurance	3.28	3.52
Rates & Taxes	1.61	1.36
Office Maintenance	0.93	0.89
General Expenses	5.11	3.48
Membership & Subscription	0.37	6.00
Professional Charges	1.75	0.90
Legal Expenses	2.62	5.46
Computer Maintenance	-	0.03
Professional Tax	0.08	0.23
Electricity Charges	1.67	1.83
Rent	5.76	4.50
GST on RCM	6.22	3.75
(a) Total	<u>198.46</u>	<u>187.84</u>
b) SELLING & DISTRIBUTION EXP		
Sales promotion expenses	186.20	145.72
Freight & Forwarding	71.35	62.05
Farmers Meeting Expenses	9.91	10.43
Staff & Dealers Meeting Expenses	6.09	3.14
Bad debts Written off	-	12.81
Provision for Bad & doubtful debts	70.67	57.14
(b) Total	<u>344.22</u>	<u>291.29</u>
Total of (a)&(b)	<u>542.67</u>	<u>479.14</u>
27 Audit Fees		
a) For statutory audit	1.47	1.47
b) For taxation matters	0.49	0.49
	<u>1.96</u>	<u>1.96</u>



28 Income Taxes:

Income tax recognised in profit or loss	As at 31-Mar-2020	As at 31-Mar-2019
Statutory Income tax rate	24.48%	27.82%
Differences due to:		
Income Exempt from Tax	0.00%	0.00%
Effect of expenses that are not deductible in determining taxable profit (permanent disallowances)	0.00%	2.19%
Tax Income at Different Rates	0.00%	0.00%
Others	3.71%	1.63%
Effective tax rate	28.19%	31.64%

Movement in Deferred Tax Assets /(Liabilities)

Movement during the Year ended March 31st, 2020

Deferred Tax Asset/(Liabilities)	As at 1st April, 2019	Credit/(charge) in the statement of Profit and Loss	Directly recognised in Equity	As at 31st March, 2020
Provision for employee benefits	4.51	4.80		9.31
Provision for bad and doubtful trade receivables	26.35	14.13	-	40.48
Depreciation	4.22	(0.36)	-	3.86
	35.08	18.58	-	53.66


Movement during the Year ended March 31st, 2019

Deferred Tax Asset/(Liabilities)	As at 1st April, 2018	Credit/(charge) in the statement of Profit and Loss	Directly recognised in Equity	As at 31st March, 2019
Provision for employee benefits	10.31	(5.80)	-	4.51
Provision for bad and doubtful trade receivables	10.35	16.00	-	26.35
Depreciation	3.68	0.54	-	4.22
	24.34	10.74	-	35.08

29 Earning Per Equity Share :

Earnings per Share has been computed as under

	As at 31-Mar-2020	As at 31-Mar-2019
Profit for the Year	317.96	183.12
No. of Equity Shares outstanding	11,00,000	11,00,000
Earnings Per Share (Face Value of Rs.10/- each)	28.91	16.65



Notes forming part of Financial Statements for the year ended March 31, 2020

30 Related Party Transactions

(Rs in Lakhs)

30.1 Following is the list of related parties and their relationships

A. Key Managerial Persons and their relatives


- 1 Mr. G.V. Bhaskar Rao
- 2 Mr. C. Vamsheedhar
- 3 Mr. T. Venkateswarlu

B. Holding Companies

- 1 M/s. Kaveri Seed Company Limited

30.2 Related party transactions for the year ended 31 March 2020 are as follows:

	31-Mar-2020	31-Mar-2019
Remuneration paid		
Mr. T. Venkateswarlu	26.26	20.48
	26.26	20.48
Purchase made during the year		
M/s. Kaveri Seed Company Limited	7,153.86	4,683.28
	7,153.86	4,683.28
Payable balances outstanding		
Outstanding remunerations to KMP	1.55	1.18
	1.55	1.18
Receivable balances outstanding		
M/s. Kaveri Seed Company Limited	4,865.42	4,779.28
	4,865.42	4,779.28




Notes forming part of Financial Statements for the year ended March 31, 2020

(Rs in Lakhs)

31 Disclosures as required by the Micro, Small and Medium Enterprises Development Act, 2006 are as under:

Particulars	As at March 31, 2020	As at March 31, 2019
Principle amount due to suppliers registered under the MSMED Act and Remaining unpaid as at year end	0.95	24.96
Interest due to suppliers registered under the MSMED Act and remaining unpaid as at year end	-	-
Principal amount paid to suppliers registered under the MSMED Act, beyond the appointed day during the year	-	-
Interest paid, other than under section 16 of MSMED Act, to suppliers registered under the MSMED Act, beyond the appointed day during the year.	-	-
Interest paid, under section 16 of MSMED Act, to suppliers registered under the MSMED Act, beyond the appointed day during the year.	-	-
Interest due and payable towards suppliers registered under MSMED Act, for payments already made	-	-
Further Interest remaining due and payable for earlier years	-	-

The above information regarding Micro, Small and Medium Enterprises has been determined to the extent such parties have been identified on the basis of information available with the Company.



Notes forming part of Financial Statements for the year ended March 31, 2020

32 Employee benefit plans


(Rs in Lakhs)

The gratuity scheme is a final salary Defined Benefit Plan that provides for a lump sum payment made on exit either by way of retirement, death, disability or voluntary withdrawal. The benefits are defined on the basis of final salary and the period of service and paid as lump sum at exit. The plan design meant the risks commonly affecting the liabilities and the financial results are expected to:

- Interest rate risk** : the defined benefit obligation calculated uses a discount rate based on government bonds. If bond yields fall, the defined benefit obligation will tend to increase.
- Salary inflation risk** : Higher than expected increases in salary will increase the defined benefit obligation
- Demographic risk** : For example, as plan is open to new entrants, an increase in membership will increase the defined benefit obligation. Also, the plan only provides benefits upon completion of a vesting criteria. Therefore, if turnover rates increase, then the liability will tend to fall as fewer employees reach vesting period.

1 - Reconciliation of Defined Benefit Obligation	31-Mar-20	31-Mar-19
Opening of defined benefit obligation	28.92	20.92
Current service cost	7.83	7.02
Past service cost	-	-
Interest on defined benefit obligation	2.23	1.60
Remeasurements due to:		
Actuarial loss / (gain) arising from change in financial assumptions	4.49	(0.18)
Actuarial loss / (gain) arising from change in demographic assumptions	0.00	(0.01)
Actuarial loss / (gain) arising on account of experience changes	(0.48)	(0.43)
Benefits paid	(0.73)	-
Closing of defined benefit obligation	42.25	28.92

2 - Reconciliation of Plan Assets	31-Mar-20	31-Mar-19
Opening fair value of plan assets	19.18	-
Employer contributions	9.74	18.29
Interest on plan assets	1.67	-
Administration expenses	-	-
Remeasurements due to:		
Actual return on plan assets less interest on plan assets	(0.06)	0.89
Benefits paid	(0.73)	-
Closing fair value of plan assets	29.79	19.18




3- Amount recognized in Balance Sheet	31-Mar-20	31-Mar-19
Present value of funded defined benefit obligation	42.25	28.92
Fair value of plan assets	29.79	19.18
Net funded obligation	12.46	9.74
Present value of unfunded defined benefit obligation	-	-
Amount not recognized due to asset limit	-	-
Net defined benefit liability / (asset) recognized in balance sheet	12.46	9.74
Net defined benefit liability / (asset) is bifurcated as follows:		
Current	0.00	0.00
Non-current	12.46	9.74

4 - Current Year Expense Charged to Profit & Loss Account	31-Mar-20	31-Mar-19
Current service cost	7.83	7.02
Past service cost	-	-
Administration expenses.	-	-
Interest on net defined benefit liability / (asset)	0.56	1.61
(Gains) / losses on settlement	-	-
Total expense charged to profit and loss account	8.39	8.63

5 - Amount Recorded as Other Comprehensive Income	31-Mar-20	31-Mar-19
Opening amount recognized in OCI outside profit and loss account	1.67	3.19
Remeasurements during the period due to		
<i>Changes in financial assumptions</i>	4.49	(0.19)
<i>Changes in demographic assumptions</i>	-	(0.01)
<i>Experience adjustments</i>	(0.48)	(0.43)
<i>Actual return on plan assets less interest on plan assets</i>	0.06	(0.89)
<i>Adjustment to recognize the effect of asset ceiling</i>	-	-
Closing amount recognized in OCI outside profit and loss account	5.74	1.67

6 - Reconciliation of Net Defined Benefit Liability / (Asset)	31-Mar-20	31-Mar-19
Opening net defined benefit liability / (asset)	9.74	20.92
Expense charged to profit & loss account	8.39	8.63
Amount recognized outside profit & loss account	4.06	(1.52)
Employer contributions	(9.74)	(18.29)
Impact of liability assumed or (settled)*	-	-
Closing net defined benefit liability / (asset)	12.46	9.74



7 - Disaggregation of Assets	31-Mar-20	31-Mar-19
Category of Assets		
Non Quoted Value		
Insurer managed funds.	29.79	19.17
Others.	-	-
Grand Total	29.79	19.17

8 - Results of Sensitivity Analysis	31-Mar-20	31-Mar-19
Discount rate		
Impact of increase in 50 bps on DBO.	-6.11%	-6.14%
Impact of decrease in 50 bps on DBO.	6.67%	6.71%
Salary escalation rate		
Impact of increase in 50 bps on DBO	6.60%	6.68%
Impact of decrease in 50 bps on DBO	-6.09%	-6.17%


9 - Summary of Actuarial Assumptions Adopted	31-Mar-20	31-Mar-19
Discount rate (p.a.)	6.90%	7.80%
Salary escalation rate (p.a.)	10.00% until year 3 inclusive, then 7.00%	10.00% until year 4 inclusive, then 7.00%

10 - Maturity Profile	31-Mar-20	31-Mar-19
Expected benefits for year 1	0.99	0.64
Expected benefits for year 2	1.18	0.84
Expected benefits for year 3	1.77	0.98
Expected benefits for year 4	1.32	1.45
Expected benefits for year 5	8.03	1.08
Expected benefits for year 6	1.21	6.51

11 - Vested & Non Vested Liability	31-Mar-20	31-Mar-19
DBO in respect of non vested employees	12.91	12.28
DBO in respect of vested employees	29.34	16.64
Total defined benefit obligation	42.25	28.92

The Principal Assumptions used for the purposes of the actuarial valuation as follows

Method used for sensitivity analysis: The sensitivity results above determine their individual impact on the Plan's end of year Defined Benefit Obligation. In reality, the Plan is subject to multiple external experience items which may move the Defined Benefit Obligation in similar or opposite directions, while the Plan's sensitivity to such changes can vary over time.



Notes forming part of Financial Statements for the year ended March 31, 2020

33 Commitments

(Rs in Lakhs)

Particulars	As at 31-Mar-2020	As at 31-Mar-2019
Estimated amount of contracts (net of advances) remaining to be executed on capital account and not provided for:	NIL	NIL

34 Contingent Liabilities


Particulars	As at 31-Mar-2020	As at 31-Mar-2019
Claims against the Company not acknowledged as debts	NIL	NIL

35 COVID-19 Impact on the Business: In view of rapid spread of virus causing Covid-19 pandemic, Government of India imposed lockdown from 25th March 2020 to curb the spread of virus. The nationwide lockdown temporarily impacted the operations of the company due to non-availability of labour, transportation and supply chain disruptions. However, the Government classified seed business as "Essential Commodity" and granted certain relaxations and guidelines so that production, processing and distribution of the seeds will not be effected. The major portion of Company's production, processing and supply chain facilities remain in operation during most of the lockdown period, following safety measures as per guidelines. Thus, the impact of Covid-19 on the Company is minimal at this point of time. The Company has assessed the recoverability of receivables, inventories, certain investments and other financial assets considering the available internal and external information up to the date of approval of these financial statements. Considering the nature of these assets, the Company expects to recover the carrying amount of these assets.

36 Previous year figures are regrouped wherever considered necessary to conform to current year classification.


As per our report of even date attached

for P.R.REDDY & CO.,
Firm Registration No.0032685
CHARTERED ACCOUNTANTS



Place: Secunderabad
Date: 29-05-2020

For and on behalf of the Board



(G.V. BHASKAR RAO)
Director
DIN: 00892232

(C. VAMSHEEDHAR)
Director
DIN: 01458939